



Village of Downers Grove

Report for the Village Council Meeting

Table 1 - Council Agenda item.

Subject	Award of Contract – DBD Flexible Amenity Areas (S-067)
Submitted By	Scott Vasko, Director of Engineering

Synopsis

A motion is requested to award a contract for the DBD Flexible Amenity Areas project to Landmark Contractors, Inc. of Huntley, IL in the amount of \$3,608,881.40.

Strategic Plan Alignment

The Goals for 2025 to 2027 include Top Quality Infrastructure.

Fiscal Impact

The Fiscal Year 2026 budget includes \$1,800,000 in the Capital Fund for this project. The required additional funds are available in the Capital Fund.

Recommendation

Staff recommends approval of the contract with Landmark Contractors for the construction of five flexible amenity areas with shade structures. Approval on the April 14, 2026 active agenda.

Background

This project consists of enhancements to the downtown business district from the Guiding DG Streetscape Plans. This includes pavement removal, sidewalk removal

and replacement, the construction of flexible amenity areas with seat walls, landscaping, power, irrigation, foundations for public art, shade structures, and all associated and incidental work.

A Call for Bids was issued and published in accordance with the Village's Purchasing Policy. The bid packages included a base bid which includes the three east locations, alternate #1 which includes the remaining two west locations, alternate #2 which includes shade structures at the three east locations, and alternate #3 which includes shade structures at the remaining two west locations.

Four bids were received and publicly opened on Wednesday, March 18, 2026. A synopsis of the bids is below.

Contractor	Base Bid	Alternate #1	Alternate #2	Alternate #3
Landmark Contractors, Inc.	\$1,166,060.86	\$975,720.54	\$905,700.00	\$561,400.00
Alliance Contractors, Inc.	\$1,490,082.10	\$825,506.00	\$1,015,500.00	\$677,000.00
RW Dunteman Co.	\$1,329,297.44	\$783,044.25	\$1,007,691.00	\$631,670.00
Acura, Inc.	\$1,371,159.50	\$684,567.50	\$975,000.00	\$605,500.00

After reviewing the bids, staff has summarized three options for Village Council review and approval of this contract:

Option 1: Five Areas with No Shades

Award the Base bid plus Alternate 1, which constructs all five flexible amenity areas with no shade structures for a total of \$2,055,727.00.

Option 2: Three East Areas with Shades:

Award the Base bid plus Alternate 2, which constructs the three east flexible amenity areas with shade structures for a total of \$2,071,760.86.

Option 3: Five Areas with Shades:

Award the Base bid plus Alternate #1, Alternate #2 and Alternate 3, which constructs all five flexible amenity areas with shade structures for a total of \$3,608,881.40


Staff recommends award of the project to Landmark Contractors to construct all five flexible amenity areas with shade structures. Landmark Contractors has satisfactorily completed the Village's DBD crosswalk project in 2025.

Attachments

Contract Documents

Contractor Evaluation

Presentation



CALL FOR BIDS – FIXED WORKS PROJECT

- I. Name of Company Bidding: Landmark Contractors, Inc
- II. Instructions and Specifications:
- A. Bid No.: ST-067
- B. DemandStar Bid No.: CFB-15-0-2026/SG
- C. For: DBD Flexible Amenity Areas
- D. Bid Opening Date/Time: Wednesday, March 18th, 2026 @ 9:00AM
- E. Pre-Bid Conference Date/Time: Thursday, March 12th, 2026 @ 9:00AM (Optional)
- F. Pre-Bid Conference Location: Downers Grove Public Works
5101 Walnut Avenue, Downers Grove, IL 60515
- III. Required of All Bidders:
- A. Bid Deposit: 5%
- B. Letter of Capability of Acquiring Performance Bond: YES
- IV. Required of Awarded Contractor(s)
- A. Performance Bond or Letter of Credit: YES
- B. Certificate of Insurance: YES

Legal Advertisement Published: Wednesday, February 25th, 2026

This document comprises 107 pages.

RETURN ORIGINAL BID (NO STAPLES) IN SEALED ENVELOPE MARKED WITH THE BID NUMBER AS NOTED ABOVE TO:

STEPHANIE GRAVES, P.E.
ENGINEERING MANAGER
VILLAGE OF DOWNERS GROVE
5101 WALNUT AVENUE
DOWNERS GROVE, IL 60515
PHONE: 630/434-5487
FAX: 630/434-5495
www.downers.us

CALL FOR BIDS – FIXED WORKS PROJECT**Bid No.: Bid Number**

The VILLAGE OF DOWNERS GROVE will receive bids Monday through Friday, 7:30 A.M. to 4:30 P.M. at the Public Works Building, 5101 Walnut Avenue, Downers Grove, IL 60515.

The Village Council reserves the right to accept or reject any and all bids, to waive technicalities and to accept or reject any item of any Bid.

The documents constituting component parts of this Contract are the following:

- I. CALL FOR BIDS
- II. TERMS & CONDITIONS
- III. GENERAL PROVISIONS
- IV. SPECIAL PROVISIONS
- V. BID & CONTRACT FORM

All Bidders MUST submit the entire bid package, with one original Bid Form. Upon formal Award, the successful Bid will automatically convert to a Contract, and the successful Bidder will receive a copy of the executed contract upon formal award of the Bid with the Notice of Award.

DO NOT DETACH ANY PORTION OF THIS DOCUMENT. INVALIDATION COULD RESULT.

PLEASE DO NOT BIND ANY PORTION OF THE BID WITH STAPLES.

ALL PAGES OF THE BID MUST BE SUBMITTED SINGLE-SIDED.

I. CALL FOR BIDS and INSTRUCTIONS TO BIDDERS

1. GENERAL

1.1 Notice is hereby given that Village of Downers Grove will receive sealed bids up to the time and date set forth on the cover page of this Call for Bids.

1.2 Defined Terms:

1.2.1 Village – the Village of Downers Grove acting through its officers or agents.

1.2.2 Contract Documents – this document plus any drawings issued therewith, any addenda and the Bidder's completed proposal, bonds and all required certifications.

1.2.3 Bid – this document completed by an individual or entity and submitted to the Village.

1.2.4 Bidder – the individual or entity who submits or intends to submit a bid proposal to the Village.

1.2.5 Contractor – the individual or entity whose bid is selected by the Village and who enters into a contract with the Village.

1.2.6 Work – the construction or service defined herein.

1.2.7 Day – unless otherwise stated all references to day "Day", "Days", "day" or "days" shall refer to calendar days.

1.2.8 Proposal Guaranty – the required bid deposit.

1.3 Bids must be received at the Village by the time and date specified. Bids received after the specified time and date will not be accepted and will be returned unopened to the Bidder.

1.4 Bids shall be sent to the Village of Downers Grove, ATTN: STEPHANIE GRAVES, in a sealed envelope marked "SEALED BID." The envelope shall be marked with the name of the project, date, and time set for receipt of Bids. The bid package may be submitted any time prior to the time set for receipt of Bids.

1.5 All Bids must be submitted on the forms supplied by the Village and signed by a proper official of the company submitting the Bid. Telephone, email and fax Bids will not be accepted.

1.6 Under penalty of perjury, the Bidder certifies by submitting this Bid that he has not acted in collusion with any other Bidder or potential Bidder.

2. BID PREPARATION

2.1 It is the responsibility of the Bidder to carefully examine the Contract Documents and to be familiar with all of the requirements, stipulations, provisions, and conditions surrounding the proposed Work.

2.2 The Bidder shall inspect the site of the proposed Work in detail, investigate and become familiar with all the local conditions affecting the Work and become fully acquainted with the detailed requirements

of the Work. Submitting a Bid shall be a conclusive assurance and warranty that the Bidder has made these examinations and that the Bidder understands all requirements for the performance of the Work. If the Bid is accepted, the Bidder will be responsible for all errors in the Bid resulting from his willing or neglectful failure to comply with these instructions. **IN NO CASE WILL THE VILLAGE BE RESPONSIBLE FOR ANY COSTS, EXPENSES, LOSSES OR CHANGES IN ANTICIPATED MARGINS OF PROFIT RESULTING FROM THE WILLING OR NEGLECTFUL FAILURE OF THE BIDDER TO MAKE THESE EXAMINATIONS. THE VILLAGE WILL NOT BE RESPONSIBLE FOR ANY COSTS, EXPENSES, LOSSES OR CHANGES IN ANTICIPATED MARGINS OF PROFIT RESULTING FROM THE WILLING OR NEGLECTFUL FAILURE OF THE CONTRACTOR TO PROVIDE THE KNOWLEDGE, EXPERIENCE AND ABILITY TO PERFORM THE WORK REQUIRED BY THIS CONTRACT.** No changes in the prices, quantities or contract provisions shall be made to accommodate the inadequacies of the Bidder, which might be discovered subsequent to award of contract. The Bidder shall take no advantage of any error or omission in the Contract Documents nor shall any error or omission in the Contract Documents serve as the basis for an adjustment of the amounts paid to the Bidder.

2.3 When the Contract Documents include information pertaining to subsurface explorations, borings, test pits, and other preliminary investigations, such information is included solely for the convenience of the Bidder. *The Village assumes no responsibility whatsoever with respect to the sufficiency of the information, and does not warrant, neither expressly nor by implication, that the conditions indicated represent those existing throughout the Work, or that unanticipated developments may not occur.*

2.4 Any information shown in the Contract Documents regarding the locations of underground utility facilities is included solely for the convenience of the Bidder. The Village assumes no responsibility whatsoever with respect to the sufficiency, accuracy or inadequacy of such information. It shall be the Bidder's responsibility to obtain detailed information from the respective utility companies relating to the location of their facilities and the work schedules of the utility companies for removing or adjusting them. Utilities whose facilities may be affected by the work include, but may not be limited to, the following: Nicor, ComEd, SBC, Comcast Cable, Downers Grove Sanitary District, and Village water, storm sewer, and street lighting systems.

2.5 No oral or telephone interpretations of specifications shall be binding upon the Village. All requests for interpretations or clarifications shall be made in writing and received by the Village at least five (5) business days prior to the date set for receipt of Bids or the pre-bid conference, if offered. The Village shall make all changes or interpretations of the Contract Documents in a written addendum and shall provide an addendum to any Bidder of record. Any and all changes to the Contract Documents are valid only if they are included by written addendum to all Bidders. Each Bidder must acknowledge receipt of any addenda by indicating same on the Bid Form. Each Bidder, by acknowledging receipt of any addenda, is responsible for the contents of the addenda and any changes to the Bid therein. Failure to acknowledge any addenda may cause the Bid to be rejected. The Village will not assume responsibility for receipt of any addenda. In all cases, it will be the Bidder's responsibility to obtain all addenda issued. Bidders will provide written acknowledgement of receipt of each addendum issued with the bid submission.

2.6 An estimate of the quantities of Work to be performed and the materials to be furnished is shown in the Bid Form. It is given as a basis for comparing the properly submitted Bids, and shall be used by the Village in awarding the Contract. The Village does not expressly warrant nor imply that the estimated quantities shown will correspond with those quantities required to perform the Work. No Bidder shall plead misunderstanding or deception because of such an estimate of quantities, or because of the character, location or other conditions pertaining to the Work. Payment shall be based on the actual quantities of

work properly performed in accordance with the Contract, at the Contract unit prices specified. The Village reserves the right to increase, decrease or omit entirely, any or all items. No allowance will be made for any change in anticipated profits due to an increase or decrease in the original estimate of quantities.

2.7 The Bid shall be executed properly, and Bids shall be made for all items indicated in the Bid Form. The Bidder shall indicate, in figures, a unit price or lump sum price for each of the separate items called for in the Bid Form. The Bidder shall show the products of the respective quantities and unit prices in the column provided for that purpose. The gross sum shown in the place indicated in the Bid Form shall be the summation of said products. All writing shall be with ink or typewriter, except the signature of the Bidder, which shall be written with ink.

2.8 In case of error in the extension of prices in the Bid, the hourly rate or unit price will govern. In case of discrepancy in the price between the written and numerical amounts, the written amount will govern.

2.9 All costs incurred in the preparation, submission, and/or presentation of any Bid including the Bidder's travel or personal expenses shall be the sole responsibility of the Bidder and will not be reimbursed by the Village.

2.10 The Bidder hereby affirms and states that the prices quoted herein constitute the total cost to the Village for all work involved in the respective items, as well as the materials to be furnished in accordance with the collective requirements of the Contract Documents. The Bidder also affirms that this cost includes all insurance, bonds, royalties, transportation charges, use of all tools and equipment, superintendence, overhead expense, profits and other work, services and conditions necessarily involved in the work to be done.

2.11 The Bidder shall complete and submit with the Bid an "Affidavit" (IDOT Form BC-57, or similar) listing all uncompleted contracts, including subcontract work; all pending low bids not yet awarded or rejected, and equipment available.

2.12 The Bidder shall complete and submit with the Bid a "Municipal Reference List" indicating other municipalities for which the Bidder has successfully performed similar work.

3. PRE-BID CONFERENCE

3.1 A pre-bid conference may be offered to provide additional information, inspection or review of current facilities or equipment, and to provide an open forum for questions from Bidders. This pre-bid conference is not mandatory (unless stated "Mandatory" on the cover of this document), but attendance by Bidders is strongly advised as this will be the last opportunity to ask questions concerning the Bid.

3.2 Questions may be posed in writing to the Village (faxed and emailed questions are acceptable), but must be received by the Village prior to the scheduled time for the pre-bid conference. Questions received will be considered at the conference. An addendum may be issued as a result of the pre-bid conference. Such an addendum is subject to the provisions for issuance of an addendum as set forth in Section 2.5 above.

3.3 No Contract Documents will be issued after a mandatory pre-bid conference except to attendees.

4. BID SUBMISSION

4.1 An original copy of the sealed bid marked as indicated in Section 1 shall be submitted to the Village. Please do not bind any portion of the bid with staples.

4.2 A bid deposit will be required, which shall not exceed ten percent (10%) of the estimated cost of the work to be furnished. Such bid deposit shall be in the form of a bid bond, certified check, cash or money order. Checks shall be drawn upon a bank of good standing payable to the order of the Village and said deposit shall be forfeited to the Village in the event the Bidder neglects or refuses to enter into a contract and bond when required, with approved sureties, to execute the Work or furnish the material for the price mentioned in his Bid and according to the plans and specifications in case the contract shall be awarded to him.

4.3 Bids shall be publicly opened at the hour and place indicated above.

5. BID MODIFICATION OR WITHDRAWAL

5.1 A Bid that is in the possession of the Village may be altered by a letter bearing the signature of the person authorized for submitting a Bid, provided that it is received prior to the time and date set for the bid opening. Telephone, email or verbal alterations of a Bid will not be accepted.

5.2 A Bid that is in the possession of the Village may be withdrawn by the Bidder, up to the time set for the bid opening, by a letter bearing the signature of the person authorized for submitting Bids. Bids may not be withdrawn after the bid opening and shall remain valid for a period of ninety (90) days from the date set for the bid opening, unless otherwise specified.

6. BID REJECTION

6.1 Bids that contain omissions, erasures, alterations, additions not called for, conditional bids or alternate bids not called for, or irregularities of any kind, shall be rejected as informal or insufficient. Bids otherwise acceptable, which are not accompanied by the proper Proposal Guaranty, shall also be rejected as informal or insufficient. The Village reserves the right however, to reject any or all Bids and to waive such technical error as may be deemed best for the interest of the Village.

7. BIDDER COMPETENCY

7.1 No Bid will be accepted from, or contract awarded to, any person, firm or corporation that is in arrears or is in default upon any debt or contract. The Bidder, if requested, must present evidence to the Village of ability and possession of necessary facilities, and financial resources to comply with the terms of the Contract Documents. Evidence must be presented within three (3) business days.

8. BIDDER DISQUALIFICATION

8.1 Any one or more of the following causes may be considered as sufficient for the disqualification of a Bidder and the rejection of their Bid.

8.1.1 More than one Bid for the same Work from an individual, firm partnership, or corporation under the same or different names.

8.1.2 Evidence of collusion among Bidders.

8.1.3 Unbalanced Bids in which the prices for some items are substantially out of proportion to the prices for other items.

- 8.1.4 Failure to submit a unit price for each item of Work listed in the Bid Form.
- 8.1.5 Lack of competency as revealed by financial statement or experience questionnaire.
- 8.1.6 Unsatisfactory performance record as shown by past work, judged from the standpoint of workmanship and progress.
- 8.1.7 Uncompleted work which, in the judgment of the Village, might hinder or prevent the prompt completion of this Work.
- 8.1.8 Failure to submit a signed Bidder's Certificate stating the following:
- 8.1.8.1 That the Bidder is not barred from bidding on this Contract as a result of a violation of Sections 720 ILCS 5/33-E3 and 720 ILCS 5/33-E4 of the Illinois Compiled Statutes; and
- 8.1.8.2 The Bidder is not delinquent in the payment of any tax administered by the Illinois Department of Revenue; and
- 8.1.8.3 The Bidder will maintain the types and levels of insurance required by the terms of this Contract; and
- 8.1.8.4 The Bidder will comply with the Illinois Prevailing Wage Act, 820 ILCS 130/1 *et seq.*

9. BASIS OF AWARD

9.1 The Village reserves the exclusive right to accept or reject any and all Bids or to waive sections, technicalities and irregularities, or to accept or reject any Bid or any item of any Bid.

10. AWARD OF CONTRACT

10.1 Unless the Village exercises its right to reject all Bids, the Contract will be awarded to that responsible Bidder whose Bid, conforming to the Contract Documents, will be most advantageous to the Village, price and other factors considered (the credentials, financial information, bonding capacity, insurance protection, qualifications of the labor and management of the firm, past experience, whether the Bidder participates in an apprenticeship and training program approved by and registered with the United States Department of Labor's Bureau of Apprenticeship and Training and ability to complete the project within time frame required - lowest responsible bidder).

10.2 Unless otherwise specified, if a Contract is not awarded within ninety (90) days after the opening of Bids, a Bidder may file a written request with the Village for the withdrawal of their Bid. The Village will have a maximum of ten (10) days after the receipt of such request to award the Contract or release the Bidder from further obligation by return of the Bidder's bid deposit. Any attempt or actual withdrawal or cancellation of a Bid by the awarded contractor who has been notified by the Village of the acceptance of said Bid shall be considered a breach of contract.

11. RETURN OF BID DEPOSIT

11.1 The bid deposit of all except the three (3) lowest responsive bidders on each contract will be returned within fifteen (15) days after the opening of Bids. The remaining bid deposits of each contractor will be returned within fifteen (15) days after the Village Council has awarded the contract and the required

appurtenances to the contract have been received.

12. FAILURE TO ENTER INTO CONTRACT

12.1 Failure on the part of the successful Bidder to execute a Contract and provide acceptable bonds, as provided herein, within ten (10) days from the date of receipt of the Contract and Notice of Award from the Village, will be considered as just cause for the revocation of the award. The Bidder's bid security shall then be forfeited to the Village, not as a penalty, but in payment of liquidated damages sustained as a result of such failure.

12.2 Failure on the part of the successful Bidder to provide the Village a construction schedule for approval within ten (10) calendar days from the date of receipt of the Notice of Award from the Village, and, if required, provide a modified construction schedule as requested by the Village within an additional five (5) calendar days, may be considered as just cause for the revocation of the award. In such case, the Bidder's bid security shall then be forfeited to the Village, not as a penalty, but in payment of liquidated damages sustained as a result of such failure.

12.3 The Bidder shall not be allowed to claim lack of receipt where the Contract and Notice of Award was mailed by U.S. Postal Services certified mail to the business address listed in his Bid. In case the Village does not receive evidence of receipt within ten (10) days of the date of Notice of Award, the Village may revoke the award. The Bidder shall then forfeit the bid security to the Village, not as a penalty, but in payment of liquidated damages sustained as the result of such failure to execute the Contract.

12.4 By submitting a Bid, the Bidder understands and agrees that, if his Bid is accepted, and he fails to enter into a contract forthwith, he shall be liable to the Village for any damages the Village may thereby suffer.

13. SECURITY FOR PERFORMANCE

13.1 The successful Bidder shall, within ten (10) days after acceptance of the Bidder's Bid by the Village, furnish a Performance Bond and a Materials and Labor Payment Bond acceptable to the Village in the full amount of the Bid. Said bonds shall guarantee the Bidder's performance under the Contract Documents and shall guarantee payment of all subcontractors and material suppliers. Any bond shall include a provision that guarantees faithful performance of the Illinois Prevailing Wage Act, 820 ILCS 130/1 *et seq.*

14. TAX EXEMPTION

14.1 The Village is exempt from Illinois sales or use tax for direct purchases of materials and supplies. A copy of the Illinois Sales Tax Exemption Form will be issued upon request. The Village's federal identification number will also be provided to the selected Bidder.

15. RESERVED RIGHTS

15.1 The Village reserves the right to waive sections, irregularities, technicalities and informalities to this Contract and to accept any Bid and to reject any and all Bids and to disapprove of any and all subcontractors as may be in the best interest of the Village. Time and date requirements for receipt of Bids, however, will not be waived.

16. CATALOGS AND SHOP DRAWINGS

16.1 Each Bidder shall submit catalogs, descriptive literature, and detailed drawings, where applicable, to fully illustrate and describe the work or material he proposes to furnish.

17. TRADE NAMES AND SUBSTITUTIONS

17.1 Certain materials and equipment are specified by a manufacturer or trade name to establish standards or quality and performance and not for the purpose of limiting competition. Products of other manufacturers may be substituted, if, in the opinion of the Village, they are equal to those specified in quality, performance, design, and suitability for intended use. If the Bidder proposes to furnish an "equal", the proposed "equal" item must be so indicated in the written Bid. Where two or more items are specified, the selection among those specified is the Bidder's option, or he may submit his Bid on all such items. Detail specification sheets shall be provided by Bidder for all substituted items.

II. TERMS AND CONDITIONS

18. VILLAGE ORDINANCES

18.1 The successful Bidder, now the Contractor, will strictly comply with all ordinances of the Village of Downers Grove and laws of the State of Illinois.

19. USE OF VILLAGE'S NAME

19.1 The Contractor is specifically denied the right of using in any form or medium the name of the Village for public advertising unless the Village grants express permission.

20. HOURS OF WORK

20.1 The Contractor shall do no work between the hours of 7:00 p.m. and 7:00 a.m., nor on Sundays or legal holidays. The Contractor shall do no work on Saturdays, unless otherwise approved in writing by the Village. If approved by the Village, allowed work hours on Saturdays shall be between the hours of 8:00 a.m. and 3:00 p.m. However, such work may be performed at any time if necessary, for the proper care and protection of work already performed, or in case of an emergency. All after-hour work is still subject to the permission of the Village. Any work, including the starting and/or idling of vehicles or machinery, or a congregation of workers prior to starting work, which may cause any noise level that can be heard by adjacent residents, performed outside of these hours of work and not authorized by the Village shall be subject to a fine of \$250 per day, per violation, which shall be deducted from the value of work completed.

21. PERMITS AND LICENSES

21.1 The Contractor shall obtain all necessary permits and licenses required to complete the Work. The cost of acquisition of all necessary permits, bonds, insurance and services as specified herein shall be considered INCLUDED IN THE TOTAL COST, and no additional compensation will be allowed the Contractor.

22. INSPECTION

22.1 The Village shall have a right to inspect, by its authorized representative, any material, components or workmanship as herein specified. Materials, components or workmanship that have been rejected by the Village as not in accordance with the terms of the contract specifications shall be replaced by the Contractor at no cost to the Village.

23. DELIVERIES

23.1 All materials shipped to the Village must be shipped F.O.B. designated location, Downers Grove, Illinois.

24. SPECIAL HANDLING

24.1 Prior to delivery of any product that is caustic, corrosive, flammable or dangerous to handle, the Contractor will provide written directions as to methods of handling such products, as well as the antidote or neutralizing material required for its first aid before delivery. Contractor shall also notify the Village and provide material safety data sheets for all substances used in connection with this Contract which are defined as toxic under the Illinois Toxic Substances Disclosure to Employees Act.

25. NONDISCRIMINATION

25.1 Contractor shall, as a party to a public contract:

25.1.1 Refrain from unlawful discrimination in employment and undertake affirmative action to assure equality of employment opportunity and eliminate the effects of past discrimination;

25.1.2 By submission of this Bid, the Contractor certifies that he is an "equal opportunity employer" as defined by Section 2000(e) of Chapter 21, Title 42, U.S. Code Annotated and Executive Orders #11246 and #11375, which are incorporated herein by reference. The Equal Opportunity clause, Section 6.1 of the Rules and Regulations of the Department of Human Rights of the State of Illinois, is a material part of any contract awarded on the basis of this Bid.

25.2 It is unlawful to discriminate on the basis of race, color, religion, sex, marital status, national origin or ancestry, age, physical or mental disability unrelated to ability, military status, order of protection status, sexual orientation, sexual identity, or an unfavorable discharge from military service. Contractor shall comply with standards set forth in Title VII of the Civil Rights Act of 1964, 42 U.S.C. Secs. 2000 *et seq.*, The Human Rights Act of the State of Illinois, 775 ILCS 5/1-101 *et seq.*, and The Americans with Disabilities Act, 42 U.S.C. Secs. 12101 *et seq.*

26. SEXUAL HARASSMENT POLICY

26.1 The Contractor, as a party to a public contract, shall have a written sexual harassment policy that:

26.1.1 Notes the illegality of sexual harassment;

26.1.2 Sets forth the State law definition of sexual harassment;

26.1.3 Describes sexual harassment utilizing examples;

26.1.4 Describes the Contractor's internal complaint process including penalties;

26.1.5 Describes the legal recourse, investigative and complaint process available through the Illinois Department of Human Rights and the Human Rights Commission and how to contact these entities; and

26.1.6 Describes the protection against retaliation afforded under the Illinois Human Rights Act.

27. EQUAL EMPLOYMENT OPPORTUNITY

27.1 In the event of the Contractor's non-compliance with the provisions of this Equal Employment Opportunity Clause, the Illinois Human Rights Act or the Rules and Regulations of the Illinois Department of Human Rights ("Department"), the Contractor may be declared ineligible for future contracts or subcontracts with the State of Illinois or any of its political subdivisions or municipal corporations, and the contract may be canceled or voided in whole or in part, and such other sanctions or penalties may be imposed or remedies invoked as provided by statute or regulation. During the performance of this Contract, the Contractor agrees as follows:

27.1.1 That it will not discriminate against any employee or applicant for employment because of race, color, religion, sex, marital status, national origin or ancestry, age, physical or mental disability unrelated to ability, military status, order of protection status, sexual orientation, sexual identity, or an unfavorable discharge from military service; and further that it will examine all job classifications to determine if minority persons or women are underutilized and will take appropriate affirmative action to rectify any such underutilization.

27.1.2 That, if it hires additional employees in order to perform this Contract or any portion thereof, it will determine the availability (in accordance with the Department's Rules and Regulations) of minorities and women in the area(s) from which it may reasonably recruit and it will hire for each job classification for which employees are hired in such a way that minorities and women are not underutilized.

27.1.3 That, in all solicitations or advertisements for employees placed by it or on its behalf, it will state that all applicants will be afforded equal opportunity without discrimination because of race, color, religion, sex, marital status, national origin or ancestry, age, physical or mental disability unrelated to ability, military status, order of protection status, sexual orientation, or an unfavorable discharge from military services.

27.1.4 That it will send to each labor organization or representative of workers with which it has or is bound by a collective bargaining or other agreement or understanding, a notice advising such labor organization or representative of the Contractor's obligations under the Illinois Human Rights Act and the Department's Rules and Regulations. If any such labor organization or representative fails or refuses to cooperate with the Contractor in its efforts to comply with such Act and Rules and Regulations, the Contractor will promptly so notify the Department and the contracting agency and will recruit employees from other sources when necessary to fulfill its obligations thereunder.

27.1.5 That it will submit reports as required by the Department's Rules and Regulations, furnish all relevant information as may from time to time be requested by the Department or the contracting agency, and in all respects comply with the Illinois Human Rights Act and the Department's Rules and Regulations.

27.1.6 That it will permit access to all relevant books, records, accounts and work sites by personnel of the contracting agency and the Department for purpose of investigation to ascertain compliance with the Illinois Human Rights Act and the Department's Rules and Regulations.

27.1.7 That it will include verbatim or by reference the provisions of this clause in every subcontract it awards under which any portion of the contract obligations are undertaken or assumed, so that such provisions will be binding upon such subcontractor. In the same manner as with other provisions of this Contract, the Contractor will be liable for compliance with applicable provisions of this clause by such subcontractors; and further it will promptly notify the contracting agency and the Department in the event any subcontractor fails or refuses to comply therewith. In addition, the Contractor will not utilize any subcontractor declared by the Illinois Human Rights Commission to be ineligible for contracts or subcontracts with the State of Illinois or any of its political subdivision or municipal corporations.

28. DRUG FREE WORK PLACE

28.1 Contractor, as a party to a public contract, certifies and agrees that it will provide a drug free workplace by:

28.1.1 Publishing a statement:

(1) Notifying employees that the unlawful manufacture, distribution, dispensation, possession or use of a controlled substance, including cannabis, is prohibited in the Village's or Contractor's workplace.

(2) Specifying the actions that will be taken against employees for violations of such prohibition.

(3) Notifying the employee that, as a condition of employment on such contract or grant, the employee will:

(A) abide by the terms of the statement; and

(B) notify the employer of any criminal drug statute conviction for a violation occurring in the workplace

no later than five (5) days after such conviction.

28.1.2 Establishing a drug free awareness program to inform employees about:

- (1) the dangers of drug abuse in the workplace;
- (2) the Village's or Contractor's policy of maintaining a drug free workplace;
- (3) any available drug counseling, rehabilitation and employee assistance programs;
- (4) the penalties that may be imposed upon employees for drug violations.

28.1.3 Providing a copy of the statement required by subparagraph 1.1 to each employee engaged in the performance of the contract or grant and to post the statement in a prominent place in the workplace.

28.1.4 Notifying the contracting or granting agency within ten (10) days after receiving notice under part (3)(B) of subparagraph 1.1 above from an employee or otherwise receiving actual notice of such conviction.

28.1.5 Imposing a sanction on, or requiring the satisfactory participation in a drug abuse assistance or rehabilitation program by, any employee who is so convicted as required by section 5 of the Drug Free Workplace Act.

28.1.6 Assisting employees in selecting a course of action in the event drug counseling, treatment and rehabilitation is required and indicating that a trained referral team is in place.

28.1.7 Making a good faith effort to continue to maintain a drug free workplace through implementation of the Drug Free Workplace Act.

29. SUBSTANCE ABUSE PREVENTION ON PUBLIC WORKS PROJECTS ACT

29.1 In the event this is a public works project as defined under the Prevailing Wage Act, 820 ILCS 130/2, Contractor agrees to comply with the Substance Abuse Prevention on Public Works Projects Act , 820 ILCS 265/1 *et seq.*, and further agrees that all of its subcontractors shall comply with such Act.. As required by the Act, Contractor agrees that it will file with the Village prior to commencing work its written substance abuse prevention program and/or that of its subcontractor(s) which meet or exceed the requirements of the Act.

30. PREVAILING WAGE ACT

30.1 Contractor agrees to comply with the Illinois Prevailing Wage Act, 820 ILCS 130/1 *et seq.*, for all work completed under this Contract. Contractor agrees to pay the prevailing wage and require that all of its subcontractors pay prevailing wage to any laborers, workers or mechanics who perform work pursuant to this Contract or related subcontract. For applicable rates, go to the State of Illinois – Department of Labor website (www.state.il.us/agency/idol/rates/rates.HTM) and use the most current DuPage County rate. The Department revises the prevailing wage rates and the Contractor or subcontractor has an obligation to check the Department's website for revisions to prevailing wage rates throughout the duration of this Contract.

30.2 Contractor and each subcontractor shall keep or cause to be kept accurate records of all laborers, mechanics and other workers employed by them on the public works project, which records must include each worker's name, address, telephone number when available, the last four digits of the worker's social security number, gender, race, ethnicity, veteran's status, skill level, classification, hourly wage paid (including itemized hourly cash and fringe benefits paid in each pay period), number of hours worked each

day, the starting and ending times of work each day, the worker's hourly wage rate, the worker's hourly overtime wage rate, the worker's hourly fringe benefit rates, the name and address of each fringe benefit fund, the plan sponsor of each fringe benefit, if applicable, and the plan administrator of each fringe benefit, if applicable. These records shall be open to inspection at all reasonable hours by any representative of the Village or the Illinois Department of Labor (IDOL) and must be preserved for five (5) years from the date of the last payment on the public work.

30.3 Since this is a contract for a public works project, as defined in 820 ILCS 130/2, Contractor agrees to post at the job site in an easily accessible place, the prevailing wages for each craft or type of worker or mechanic needed to execute the contract or work to be performed.

30.4 Because this is a public works project as defined under the Prevailing Wage Act, 820 ILCS 130/2, any and all contractors and subcontractors shall submit certified payroll records to IDOL no later than the fifteenth (15th) day of each calendar month for the immediately preceding month in which construction on a public works project has occurred. Contractor shall then provide an IDOL certification and case number to the Village. **WITHOUT THIS PAPERWORK, NO INVOICE SHALL BE PAID BY THE VILLAGE.** Filing false records is a Class A misdemeanor.

30.5 In the event that this is a construction project where Motor Fuel tax monies or state grant monies are used in the construction, maintenance and extension of municipal streets, traffic control signals, street lighting systems, storm sewers, pedestrian subways or overhead crossings, sidewalks and off-street parking facilities, and the like, the Village will require an Apprenticeship and Training Certification, attached after the Bidder's Certification.

30.6 Any bond furnished as security for performance shall include a provision that guarantees faithful performance of the Illinois Prevailing Wage Act, 820 ILCS 130/1 *et seq.*

31. PATRIOT ACT COMPLIANCE

31.1 The Contractor represents and warrants to the Village that neither it nor any of its principals, shareholders, members, partners, or affiliates, as applicable, is a person or entity named as a Specially Designated National and Blocked Person (as defined in Presidential Executive Order 13224) and that it is not acting, directly or indirectly, for or on behalf of a Specially Designated National and Blocked Person. The Contractor further represents and warrants to the Village that the it and its principals, shareholders, members, partners, or affiliates, as applicable are not, directly or indirectly, engaged in, and are not facilitating, the transactions contemplated by this Contract on behalf of any person or entity named as a Specially Designated National and Blocked Person. The Contractor hereby agrees to defend, indemnify and hold harmless the Village, and its elected or appointed officers, employees, agents, representatives, engineers and attorneys, from and against any and all claims, damages, losses, risks, liabilities and expenses (including reasonable attorney's fees and costs) arising from or related to any breach of the foregoing representations and warranties.

32. INSURANCE REQUIREMENTS

32.1 Prior to starting the Work, Contractor and any Subcontractors shall procure, maintain and pay for such insurance as will protect against claims for bodily injury or death, or for damage to property, including loss of use, which may arise out of operations by the Contractor or Subcontractor or any Sub-Sub Contractor or by anyone employed by any of them, or by anyone for whose acts any of them may be liable. Such insurance shall not be less than the greater of coverages and limits of liability specified below or any

coverages and limits of liability specified in the Contract Documents or coverages and limits required by law unless otherwise agreed to by the Village.

Workers Compensation	\$500,000	Statutory
Employers Liability	\$1,000,000	Each Accident
	\$1,000,000	Disease Policy Limit
	\$1,000,000	Disease Each Employee
Comprehensive General Liability	\$2,000,000	Each Occurrence
	\$2,000,000	Aggregate
		<i>(Applicable on a Per Project Basis)</i>
Commercial Automobile Liability	\$1,000,000	Each Accident
Professional Errors & Omissions	\$2,000,000	Each Claim
(pursuant to section.9 below)	\$2,000,000	Annual Aggregate
Umbrella Liability	\$ 5,000,000	

32.2 Comprehensive General Liability Insurance required under this paragraph shall be written on an occurrence form and shall include coverage for Products/Completed Operations, Personal Injury with Employment Exclusion (if any) deleted, Blanket XCU and Blanket Contractual Liability insurance applicable to defense and indemnity obligations and other contractual indemnity assumed under the Contract Documents. The limit must be on a "Per Project Basis".

32.3 Commercial Automobile Liability Insurance required under this paragraph shall include coverage for all owned, hired and non-owned automobiles.

32.4 Workers Compensation coverage shall include a waiver of subrogation against the Village.

32.5 Comprehensive General Liability, Employers Liability and Commercial Automobile Liability Insurance may be arranged under single policies for full minimum limits required, or by a combination of underlying policies with the balance provided by Umbrella and/or Excess Liability policies.

32.6 Contractor and all Subcontractors shall have their respective Comprehensive General Liability (including products/completed operations coverage), Employers Liability, Commercial Automobile Liability, and Umbrella/Excess Liability policies endorsed to add the "Village of Downers, its officers, officials, employees and volunteers" as "additional insureds" with respect to liability arising out of operations performed; claims for bodily injury or death brought against the Village by any Contractor or Subcontractor employees, or the employees of Subcontractor's subcontractors of any tier, however caused, related to the performance of operations under the Contract Documents. Such insurance afforded to the Village shall be endorsed to provide that the insurance provided under each policy shall be **Primary and Non-Contributory**.

32.7 Contractor and all Subcontractors shall maintain in effect all insurance coverages required by the Contract Documents at their sole expense and with insurance carriers licensed to do business in the State of Illinois and having a current A. M. Best rating of no less than A- VIII. In the event that the Contractor or any Subcontractor fails to procure or maintain any insurance required by the Contract Documents, the Village may, at its option, purchase such coverage and deduct the cost thereof from any monies due to the Contractor or Subcontractor, or withhold funds in an amount sufficient to protect the Village, or terminate this Contract pursuant to its terms.

32.8 All insurance policies shall contain a provision that coverages and limits afforded hereunder shall not be canceled, materially changed, non-renewed or restrictive modifications added, without thirty (30) days prior written notice to the Village. Renewal certificates shall be provided to the Village not less than five (5) days prior to the expiration date of any of the required policies. All Certificates of Insurance shall be in a form acceptable to the Village and shall provide satisfactory evidence of compliance with all insurance requirements. The Village shall not be obligated to review such certificates or other evidence of insurance, or to advise Contractor or Subcontractor of any deficiencies in such documents, and receipt thereof shall not relieve the Contractor or Subcontractor from, nor be deemed a waiver of the right to enforce the terms of the obligations hereunder. The Village shall have the right to examine any policy required and evidenced on the Certificate of Insurance.

32.9 If the Work under the Contract Documents includes design, consultation, or any other professional services, Contractor or the Subcontractor shall procure, maintain, and pay for Professional Errors and Omissions insurance with limits of not less than \$2,000,000 per claim and \$2,000,000 annual aggregate. If such insurance is written on a claim made basis, the retrospective date shall be prior to the start of the Work under the Contract Documents. Contractor and all Subcontractors agree to maintain such coverage for three (3) years after final acceptance of the Project by the Village or such longer period as the Contract Documents may require. Renewal policies during this period shall maintain the same retroactive date.

32.10 Any deductibles or selfinsured retentions shall be the sole responsibility of the Insured. At the option of the Village, either: the insurer shall reduce or eliminate such deductibles or selfinsured retentions as respects the Village, its officers, officials, employees and volunteers; or the Contractor shall procure a bond guaranteeing payment of losses and related investigations, claim administration and defense expenses.

33. INDEMNITY AND HOLD HARMLESS AGREEMENT

33.1 To the fullest extent permitted by law, the Contractor shall indemnify, keep and save harmless the Village and its agents, officers, and employees, against all injuries, deaths, strikes, losses, damages, claims, suits, liabilities, judgments, costs and expenses, which may arise directly or indirectly from any negligence or from the reckless or willful misconduct of the Contractor, its employees, or its subcontractors.

33.2 The Contractor shall, at its own expense, appear, defend and pay all charges of attorneys and all costs and other expenses arising therefrom or incurred in connection therewith, and, if any judgment shall be rendered against the Village in any such action, the Contractor shall, at its own expense, satisfy and discharge the same. This agreement shall not be construed as requiring the Contractor to indemnify the Village for its own negligence. The Contractor shall indemnify, keep and save harmless the Village only where a loss was caused by the negligent, willful or reckless acts or omissions of the Contractor, its employees, or its subcontractors.

34. SUBLETTING OF CONTRACT

34.1 No contract awarded by the Village shall be assigned or any part subcontracted without the written consent of the Village. In no case shall such consent relieve the Contractor from his obligation or change the terms of this Contract.

All approved subcontracts shall contain language which incorporates the terms and conditions of this Contract.

35. TERMINATION OF CONTRACT

35.1 The Village reserves the right to terminate the whole or any part of this Contract, upon written notice to the Contractor, for any reason.

35.2 The Village further reserves the right to terminate the whole or any part of this Contract, upon written notice to the Contractor, in the event of default by the Contractor. Default is defined as failure of the Contractor to perform any of the provisions of this Contract or failure to make sufficient progress so as to endanger performance of this Contract in accordance with its terms. In the event that the Contractor fails to cure the default upon notice, and the Village declares default and termination, the Village may procure, upon such terms and in such manner as it may deem appropriate, supplies or services similar to those so terminated. The Village may also contact the issuer of the Performance Bond to complete the Work. The Contractor shall be liable for any excess costs for such similar supplies or services. Any such excess costs incurred by the Village may be set off against any monies due and owing by the Village to the Contractor.

36. BILLING AND PAYMENT PROCEDURES

36.1 Payment will be made upon receipt of an invoice referencing Village purchase order number. Once an invoice and receipt of materials or service have been verified, the invoice will be processed for payment in accordance with the Village's payment schedule. The Village will comply with the Local Government Prompt Payment Act, 50 ILCS 505/1 *et seq.*, in that any bill approved for payment must be paid or the payment issued to the Contractor within 60 days of receipt of a proper bill or invoice. If payment is not issued to the Contractor within this 60-day period, an interest penalty of 1.0% of any amount approved and unpaid shall be added for each month or fraction thereof after the end of this 60-day period, until final payment is made.

36.2 The Village shall review each bill or invoice in a timely manner after its receipt. If the Village determines that the bill or invoice contains a defect making it unable to process the payment request, the Village shall notify the Contractor as soon as possible after discovering the defect pursuant to rules promulgated under 50 ILCS 505/1 *et seq.* The notice shall identify the defect and any additional information necessary to correct it.

36.3 As this Contract is for work defined as a "fixed public work" project under the Illinois Prevailing Wage Act, 820 ILCS 130/2 and pursuant to section 30.4 of this Call For Bid, the Contractor shall provide an IDOL certification and case number to the Village along with the invoice. No invoice shall be paid without said records.

36.4 Please send all invoices to the attention of: Village of Downers Grove, Public Works, 5101 Walnut Ave., Downers Grove, IL 60515.

37. COMPLIANCE WITH OSHA STANDARDS

37.1 Equipment supplied to the Village must comply with all requirements and standards as specified

by the Occupational Safety and Health Act. All guards and protectors as well as appropriate markings will be in place before delivery. Items not meeting any OSHA specifications will be refused.

38. CERCLA INDEMNIFICATION

38.1 The Contractor shall, to the maximum extent permitted by law, indemnify, defend, and hold harmless the Village, its officers, employees, agents, and attorneys from and against any and all liability, including without limitation, costs of response, removal, remediation, investigation, property damage, personal injury, damage to natural resources, health assessments, health settlements, attorneys' fees, and other related transaction costs arising under the Comprehensive Environmental Response, Compensation, and Liability Act (CERCLA) of 1980, 42 U.S.C.A. Sec. 9601, *et seq.*, as amended, and all other applicable statutes, regulations, ordinances, and under common law for any release or threatened release of the waste material collected by the Contractor, both before and after its disposal.

38.2 If the Contractor encounters any waste material governed by the above Act, it shall immediately notify the Village and stop working in the area until the above requirements can be met.

39. COPYRIGHT or PATENT INFRINGEMENT

39.1 The Contractor agrees to indemnify, defend, and hold harmless the Village against any suit, claim, or proceeding brought against the Village for alleged use of any equipment, systems, or services provided by the Contractor that constitutes a misuse of any proprietary or trade secret information or an infringement of any patent or copyright.

40. BUY AMERICA

40.1 The Contractor agrees to comply with 49 U.S.C.5323(j), the Federal Transportation Administration's (FTA) Buy America regulations at 49 C.F.R. Part 661, and any amendments thereto, and any implementing guidance issued by the FTA, with respect to this Contract, when financed by Federal funds (through a grant agreement or cooperative agreement).

40.2 As a condition of responsiveness, the Contractor agrees to submit with its Bid submission, an executed Buy America Certificate, attached hereto.

41. CAMPAIGN DISCLOSURE

41.1 Any contractor, proposer, bidder or vendor who responds by submitting a bid or proposal to the Village of Downers Grove shall be required to submit with its bid submission, an executed Campaign Disclosure Certificate, attached hereto.

41.2 The Campaign Disclosure Certificate is required pursuant to the Village of Downers Grove Council Policy on Ethical Standards and is applicable to those campaign contributions made to any member of the Village Council.

41.3 Said Campaign Disclosure Certificate requires any individual or entity bidding to disclose campaign contributions, as defined in Section 9-1.4 of the Election Code (10 ILCS 5/9-1.4), made to current members of the Village Council within the five (5) year period preceding the date of the bid or proposal release.

41.4 By signing the bid documents, contractor/proposer/bidder/vendor agrees to refrain from making any campaign contributions as defined in Section 9-1.4 of the Election Code (10 ILCS 5/9-1.4) to any Village Council member and any challengers seeking to serve as a member of the Downers Grove Village

Council.

42. GUARANTEE PERIOD

42.1 The Contractor shall guarantee all work and provide a maintenance bond for the full amount of the contract, covering a minimum period of one (1) year after approval and acceptance of the Work. The bond shall be in such form as the Village may prescribe, unless otherwise noted in the Specifications, and shall be submitted before receiving final payment. If longer guarantee periods are required, they will be noted in the Special Provisions for this project.

43. SUCCESSORS AND ASSIGNS

43.1 The terms of this Contract will be binding upon and inure to the benefit of the parties and their respective successors and assigns; provided, however, that neither party will assign this Contract in whole or in part without the prior written approval of the other. The Contractor will provide a list of key staff, titles, responsibilities, and contact information to include all expected subcontractors.

44. WAIVER OF BREACH OF CONTRACT

44.1 The waiver by one party of any breach of this Contract or the failure of one party to enforce at any time, or for any period of time, any of the provisions hereof will be limited to the particular instance and will not operate or be deemed to waive any future breaches of this Contract and will not be construed to be a waiver of any provision except for the particular instance.

45. CHANGE ORDERS

45.1 The contract price is a "not-to-exceed" cost. At any time additional work is necessary or requested, and the not-to-exceed price is increased thereby, all parties must agree to any change, addition or price increase in writing.

45.2 Change orders for public works projects which authorize an increase in the contract price that is 50% or more of the original contract price or that authorize or necessitate any increase in the price of a subcontract under the contract that is 50% or more of the original subcontract price must be resubmitted for bidding in the same manner by which the original contract was bid. (50 ILCS 525/1)

46. SEVERABILITY OF INVALID PROVISIONS

46.1 If any provisions of this Contract are held to contravene or be invalid under the laws of any state, country or jurisdiction, contravention will not invalidate the entire Contract, but it will be construed as if not containing the invalid provision and the rights or obligations of the parties will be construed and enforced accordingly.

47. GOVERNING LAW AND VENUE

47.1 This Contract will be governed by and construed in accordance with the laws of the State of Illinois. Venue is proper only in the County of DuPage for state cases or the Northern District of Illinois for federal cases.

48. NOTICE

48.1 Any notice will be in writing and will be deemed to be effectively served when deposited in the mail with sufficient first class postage affixed, and addressed to the party at the party's place of business. Notices shall be addressed to the Village as follows:

Village Manager

**Village of Downers Grove
850 Curtiss St.
Downers Grove, IL 60515**

And to the Contractor as designated on the Contract Form.

49. AMENDMENT

49.1 This Contract will not be subject to amendment unless made in writing and signed by all parties.

50. COOPERATION WITH FOIA COMPLIANCE

50.1 Contractor acknowledges that the Freedom of Information Act does apply to public records in possession of the Contractor or a subcontractor. Contractor and all of its subcontractors shall cooperate with the Village in its efforts to comply with the Freedom of Information Act. 5 ILCS 140/1 *et seq.*

51. EMPLOYMENT OF ILLINOIS WORKERS ON PUBLIC WORKS ACT

51.1 If the work contemplated by this Contract is funded or financed in whole or in part with State Funds or funds administered by the State, Contractor agrees to comply with the terms of the Employment of Illinois Workers on Public Works Act by employing at least 90% Illinois laborers on the project. 30 ILCS 570/1 *et seq.* Contractor agrees further to require compliance with this Act by all of its subcontractors.

52. DISADVANTAGED BUSINESS ENTERPRISE (DBE) CERTIFICATION

52.1 Pursuant to 35 ILCS 200/18-50.2, Contractor and all subcontractors are required to complete and submit a Vendor DBE certification, regardless of DBE status. Contractor shall complete and require all its subcontractors to complete the DBE certification for this project at www.downers.us/vss. The information necessary for the Contractor and all subcontractors to complete the certification includes the following: DBE Classification (minority-owned, women-owned, persons with disabilities-owned, veteran-owned, or none); if DBE, whether the company holds a certificate or self-certifies; if self-certifying, whether the company qualifies as a small business under the U.S. Small Business Administration standards; the company's name, address, city, state and zip code; company's contact person's name, title, telephone number and email address. NO PAYMENTS WILL BE MADE TO THE CONTRACTOR BY THE VILLAGE UNLESS AND UNTIL ALL OF THE CERTIFICATIONS FOR THE CONTRACTOR AND SUBCONTRACTORS HAVE BEEN COMPLETED.

III. GENERAL PROVISIONS

1. STANDARD SPECIFICATIONS

1.1 The following standards shall govern the construction of the proposed improvements:

1.1.1 Standard Specifications for Water and Sewer Main Construction in Illinois, Eighth Edition, 2020 (the Water & Sewer Specs.); and

1.1.2 Standard Specifications for Road and Bridge Construction as adopted by the Illinois Department of Transportation, January 1, 2022; along with Supplemental Specifications and Recurring Special Provisions as adopted by the Illinois Department of Transportation, January 1, 2026 (collectively the "SSRBC"); and

1.1.3 Water Distribution Specifications, Village of Downers Grove, Illinois, revised January 2017.

1.1.4 Standard Detail Drawings, Village of Downers Grove, Illinois revised March, 2025.

1.2 These Contract Documents shall take precedence whenever there are conflicts in the wording or statements made by the above specifications and these Contract Documents.

1.3 Unless otherwise referenced herein, Division I of the Water and Sewer Specs and Section 102 and Articles 104.03, 104.07, 107.02, 107.27, 107.35, 108.10, 108.11, and 108.12 of the SSRBC are hereby ineffective and not a part of this Contract.

2. COOPERATION OF CONTRACTOR

2.1 The Contractor will be supplied with a minimum of 2 sets of approved plans and contract assemblies including Special Provisions, one set of which the Contractor shall keep available on the work site at all times. The Contractor shall give the work site constant attention necessary to facilitate the progress thereof, and shall cooperate with the Village in every way possible.

2.2 The Contractor shall assign a superintendent for the work per Sections 105.06 and 108.06 of the SSRBC and as amended herein. The Contractor's superintendent shall be involved in the work to the extent necessary to prosecute the work per the Contract. Furthermore, the superintendent shall be required to attend weekly progress meetings, provide two-week schedules of expected construction activities, provide updated overall construction schedules and, if required by the Engineer, acknowledge and sign IDOT Form BC-239 Weekly Report of Resident. The Contractor shall not replace the superintendent without prior written notification to the Village.

3. LEGAL REGULATIONS AND RESPONSIBILITY TO THE PUBLIC

3.1 Section 107 of the SSRBC shall govern the Contractor's legal regulations and responsibility to the public, with the following additions:

3.1.1 **PROJECT SAFETY.** Add the following to Article 107.28:

3.1.1.1 The Contractor shall conduct his work in such a manner as to provide an environment consistent with the safety, health and well-being of those engaged in the completion of the Work specified in this Contract.

3.1.1.2 The Contractor shall comply with all State and Federal Safety Regulations as outlined in the latest revisions of the Federal Construction Safety Standards (Series 1926) and with applicable provisions and/or regulations of the Occupation Safety and Health Administration (OSHA) and Standards of the WilliamsStelger Occupational Health Safety Act of 1970 (Revised). SPECIAL ATTENTION SHALL BE PAID TO COMPLIANCE WITH OSHA'S SUBPART P – EXCAVATIONS STANDARD.

3.1.1.3 The Contractor and Village shall each be responsible for their own respective agents and employees.

3.1.1.4 The Contractor shall, prior to performing any work, request information from the Village regarding any existing confined spaces owned by the Village that may be entered in the course of the work, and shall obtain all required confined space entry permits prior to entering any confined spaces. Contractor shall follow all current laws and regulations with regard to confined space entry. Contractor shall maintain and, upon request, provide full documentation of compliance with the appropriate confined space permits for each separate confined space entered on the project.

3.1.2 BACKING PRECAUTIONS. Pursuant to Sections 14139(b) and 14171.1 of the Downers Grove Municipal Code, any motor vehicle which has an obstructed view to the rear and is to be operated at any time in reverse gear on the public streets of the Village by the Contractor or any subcontractor shall either be equipped with a reverse signal alarm (backup alarm) audible above and distinguishable from the surrounding noise level, or shall provide an observer to signal that it is safe to back up.

3.1.3 OVERWEIGHT, OVERWIDTH AND OVERHEIGHT PERMITS. The Village has and supports an overweight truck enforcement program. Contractors are required to comply with weight requirements and safety requirements as established by Illinois Law or Village Ordinance, for vehicles, vehicle operators and specialty equipment. In some instances, specialty equipment for road repairs or construction projects requires the movement of overweight, overwidth, or overheight loads utilizing a Village roadway. Such movement will require obtaining a permit from the Village Police Department's Traffic Supervisor.

3.1.4 BARRICADES AND WARNING SIGNS. The Contractor shall provide the Village with a telephone number of a person or company who is available 24 hours per day, seven days per week, to erect additional barricades or signs. If the Village or its representative deems it necessary for the Public's safety to erect additional barricades or signs during normal working hours, the Contractor will furnish the necessary barricades or signs, and have them in place within 30 minutes. If, after normal working hours, the requested signs are not in place within three hours after the request is made, the Village reserves the right to have the barricades and signs erected. The cost of erecting the barricades and signs shall be deducted by the Village from any payments due the Contractor.

4. PROSECUTION AND PROGRESS

4.1 Section 108 of the SSRBC shall govern the prosecution and progress of the work, with the following additions:

4.1.1 The Contractor shall schedule his work such that all improvements shall be complete by **Friday, November 6, 2026**. The completion date will remain binding throughout the duration of the Contract unless revised in writing by the Village.

4.1.2 The total duration of disturbance for work related to means of public egress through the project site

or access to private property (e.g. removal and replacement of curb and gutters, sidewalks, driveway entrances, etc.) must not exceed ten (10) calendar days. The Contractor may use high-early strength concrete, meeting all specifications herein, **at his own expense** to help meet this requirement.

4.1.3 The Contractor shall also make special note of the following work schedule requirements:

4.1.3.1 Additional Construction Milestones are as follows:

- **Sidewalks shall be reopened to pedestrian traffic within 7 calendar days of removal and/or closure, whichever comes first.**
- **All open excavations remaining adjacent to newly constructed curb and gutter, sidewalks, driveways, etc., shall be properly backfilled, compacted and graded per the specifications within 5 calendar days of their completion.**
- **Unless otherwise dictated by the specifications, final parkway restoration / sod placement shall be completed within 7 calendar days of a street completing concrete work.**
- **Curb and permanent pavement restoration shall be completed within 10 calendar days of curb removal. This includes any replacement of HMA or PCC pavement as designated.**

Locations are organized into the following groups:

- Group 1: Southeast Burlington and Main (Location 2), Northeast Main and Curtiss (Location 4), Northeast Main and Maple (Location 5)
- Group 2: Burlington west of Main (Location 1) and west side of Main north of Curtiss (Location 3)

Group 1 and Group 2 cannot be under construction at the same time.

Removal and installation of sidewalk shall be phased to maintain pedestrian access and access to businesses at all times. Temporary aggregate ramps or plates are to be furnished and installed at the contractor's expense. Multiple concrete pours for each location will be required to maintain access to businesses.

4.1.4 Should the Contractor fail to complete the work on or before the specified completion dates set forth in Sections 4.1.1, 4.1.2, 4.1.3, or within such extended time as may be allowed, the Contractor shall be liable for liquidated damages in accordance with the applicable sections of Article 108.09 of the SSRBC. In addition, the Contractor shall be liable for additional costs incurred by the Village due to the delay for construction engineering services, which shall be deducted from the value of work completed.

4.1.5 Upon substantial completion of the project, the Engineer will deliver to the Contractor a punch list as well as a due date for completion of the punch list. If the Contractor fails to complete the punch list by the stated punch list completion date, the Contractor shall be liable for liquidated damages in accordance with the applicable sections of Article 108.09 of the SSRBC.

4.1.5 Prior to commencing construction, a meeting will be held with the Contractor and the Village. Any questions concerning procedures, general conditions, special provisions, plans or specific items related to the project shall be answered and clarified. No Pre-Construction meeting shall be scheduled until submittals, performance bonds, and certificates of insurance are delivered to, and approved by, the Village.

4.1.6 Weekly progress meetings may be required by the Village. If required, the Contractor shall have a capable person, such as a site superintendent or project manager, attend such meetings and be prepared to report on the prosecution of the Work according to the progress schedule. The Village reserves the right to require adjustments to scheduling of work.

5. MEASUREMENT AND PAYMENT

5.1 Section 109 of the SSRBC shall govern measurement and payment, with the following additions:

5.1.1 Modifies Article 109.07 - Partial payments will be made per Section 36 of Part II of this document (Billing and Payment Procedures.)

5.1.2 The Village will require that partial and final affidavits for all labor, materials and equipment used on the Project and certified payroll records, be submitted with the partial and final payment requests. Such waivers shall indicate that charges for all labor, materials and equipment used on the project have been paid. Partial waivers from suppliers and subcontractors may be submitted after the first payment to the Contractor, and before the subsequent payment to that which they apply. However, partial waivers from the Contractor must accompany the invoice of the payment to which it applies. All final waivers, from all suppliers and subcontractors **MUST** accompany the Contractor's invoice upon submittal for final payment. A sworn statement by the Contractor shall accompany full waivers. Such requirement for full waivers is solely for the benefit of the Village and shall not be construed to benefit any other person. Partial payment for work done shall in no way imply acceptance of the work to that date.

5.1.3 For each progress payment made to the Contractor prior to acceptance of the Work by the Village, the Village shall have the right to retain ten percent (10%) of the amount due to the Contractor for each such payment. The Village may, in its sole discretion, reduce the amount to be retained at any time.

Typically, upon completion of 50% of the work, as determined by the Engineer, retainage may be reduced to 5%. Upon substantial completion, as determined by the Engineer, retainage may be reduced to 2%. Additionally, the Village has the right to withhold an amount of money equivalent to complete unfinished work and/or work that may need to be redone.

6. SCOPE OF WORK

6.1 In addition to the Special Provisions in the Detailed Specifications Section below, Section 104 of the SSRBC shall govern scope of work, with the following revisions:

6.1.1 Modify Article 104.02 as follows:

104.02 Alterations, Cancellations, Extensions, Deductions, and Extra Work.

The Department reserves the right to make, in writing, at any time during work, changes in quantities, alterations in work, and the performance of extra work to satisfactorily complete the project. Such changes in quantities, alterations, and extra work shall not invalidate the contract nor release the surety, and the Contractor agrees to perform the work as altered.

If the alterations or changes in quantities significantly change the character of the work under the contract, whether or not changed by any such different quantities or alterations, an adjustment, excluding loss of anticipated profits, will be made to the contract. The basis for the adjustment shall be agreed upon prior to

the performance of the work. If a basis cannot be agreed upon, then an adjustment will be made either for or against the Contractor in such amount as the Engineer may determine to be fair and equitable.

If alterations or changes in quantities do not significantly change the character of the work to be performed under contract, the altered work will be paid for as provided elsewhere in the contract. The term "significant change" shall be construed to apply only when the character of the work as altered differs materially in kind or nature from that involved or included in the original proposed construction ~~or when a major item, defined as an item whose total original contract cost plus any additions exceeds ten percent of the total original contract amount, is increased in excess of 125 percent or decreased below 75 percent of the original contract quantity.~~

All alterations, cancellations, extensions, and deductions shall be authorized in writing by the Engineer before work is started. Such authorizations shall set up the items of work involved and the method of payment for each item. The Contractor shall accept payment for alterations which result in an increase or decrease in the quantities of work to be performed according to the following.

(a) All increases in work of the type which appear in the contract as pay items accompanied by unit prices will, except as provided under paragraph (d) herein, be paid for at the contract unit prices. Decreases in quantities included in the contract will be deducted from the contract at the unit bid prices. No allowance will be made for delays or anticipated profits.

(b) Major items of work for which the quantities are increased ~~by not more than 125 percent or reduced to not less than 75 percent of the original contract quantities~~ OR DECREASED will be paid for as specified in paragraph (a) above. ~~Any adjustments for increased quantities for major items of work increased more than 125 percent shall only apply to that portion in excess of 125 percent of original contract quantities. Any adjustments made for major items of work which are decreased to less than 75 percent of the original contract quantities shall apply to the actual amount of work performed.~~

(c) Extra work which is not included in the contract as pay items at unit prices and is not included in other items of the contract will be paid for according to Article 109.04.

(d) Extra work for which there is a pay item at unit price in the contract which for any one or more of the following reasons materially increases or decreases the cost of the pay item as bid and which is not included in the prices bid for other items in the contract will be paid for according to Article 109.04. This includes:

- (1) Work involving a substantial change of location.
- (2) Work which differs in design.
- (3) Work requiring a change in the type of construction.

(e) In cases where the Department cancels or alters any portion of the contract items, items which are partially completed will be paid for as specified in Article 109.06.

Claims for extra work which have not been authorized in writing by the Engineer will be rejected.

INDEX OF SPECIAL PROVISIONS

GENERAL REQUIREMENTS

SP-1 SCOPE OF WORK

SP-2 GENERAL CONSTRUCTION REQUIREMENTS

SP-3 ACCESS AND WATER SHUT-OFF NOTIFICATION

SP-4 DRIVEWAY ACCESS NOTIFICATION

SP-5 STATUS OF UTILITIES

SP-6 UTILITIES TO BE ADJUSTED

SP-7 UTILITIES TO BE WATCHED AND PROTECTED

SP-8 PRECONSTRUCTION VIDEOTAPING

SP-9 STORAGE OF MATERIALS AND EQUIPMENT

SP-10 TRAFFIC CONTROL, MAINTENANCE OF TRAFFIC

SP-11 CONSTRUCTION STAKING

SP-12 TREE PROTECTION

SP-13 TREE ROOT PRUNING

SP-14 EROSION AND SEDIMENTATION CONTROL

SP-15 EXPLORATORY TRENCH, SPECIAL

SP-16 STREET SWEEPING AND DUST CONTROL

SP-17 CLEANING UP

SITE PREPARATION AND REMOVALS

SP-18 IEPA CLEAN CONSTRUCTION OR DEMOLITION DEBRIS

SP-19 AGGREGATE FOR TEMPORARY ACCESS

SP-20 SAW CUTTING

SP-21 CONCRETE CURB AND GUTTER REMOVAL, PLANTER CURB REMOVAL

SP-22 SEAT WALL REMOVAL

SP-23 WATER VALVE BOXES TO BE ADJUSTED

SP-24 DOMESTIC WATER SERVICE BOXES TO BE ADJUSTED

SP-25 FIRE HYDRANTS TO BE ADJUSTED

SP-26 DRAINAGE AND UTILITY STRUCTURES TO BE ADJUSTED

SP-27 SEWER CONNECTIONS

SP-28 TRENCH BACKFILL

SP-29 STORM SEWERS (WATER MAIN REQUIREMENTS)

SP-30 SANITARY MANHOLES TO BE REMOVED

SP-31 SANITARY MANHOLES, 4'-DIAMETER, TYPE 1 FRAME, CLOSED LID

SP-32 SANITARY MANHOLE TESTING

SP-33 SANITARY SEWER, PVC

SP-34 ELECTRIC SERVICE INSTALLATION

SP-35 ELECTRIC UTILITY SERVICE CONNECTION

SP-36 CONDUIT IN TRENCH

SP-37 CONDUIT PUSHED

SP-38 HANDHOLE COMPOSITE CONCRETE

SP-39 HANDHOLE COMPOSITE CONCRETE W/ JBOX

SP-40 REMOVAL OF EXISTING LIGHTING UNIT, SALVAGE

SP-41 LIGHTING FOUNDATION REMOVAL

SP-42 SECONDARY SERVICE PEDESTAL

TECHNICAL SPECIFICATIONS

SP-43 EARTH EXCAVATION, SPECIAL

SP-44 CONCRETE CURB TYPE B, 6"

SP-45 PORTLAND CEMENT CONCRETE SIDEWALK, 5 INCH

SP-46 CLASS B PATCHES, 10 INCH

SP-47 CLASS D PATCHES (SPECIAL)

SP-48 DETECTABLE WARNINGS

SP-49 PAVEMENT MARKINGS, SPECIAL

SP-50 CONCRETE FOUNDATION

SP-51 MASONRY SEAT WALL

SP-52 GATEWAY SIGN, COMPLETE

SP-53 BENCH

SP-54 TRASH RECEPTACLE

SP-55 RECYCLING RECEPTACLE

SP-56 PLANTER POT

SP-57 TOPSOIL FOR LANDSCAPE BED

SP-58 WEED CONTROL, PRE-EMERGENT

SP-59 PLANTING WOODY PLANTS

SP-60 PLANTING PERENNIAL PLANTS

SP-61 WATER SERVICE, METER, BACKFLOW PREVENTOR, ENCLOSURE

SP-62 AUTOMATIC IRRIGATION SYSTEM, COMPLETE [PERFORMANCE SPECS]

SP-63 GFCI POWER PEDESTAL

SP-64 POWER PEDESTAL FOUNDATION, METAL

SP-65 SHADE STRUCTURE

SP-66 FESTOON LIGHTING

SP-67 SOLAR POWER SYSTEM, COMPLETE

SP-68 BOLLARD

IV. SPECIAL PROVISIONS

The following Special Provisions shall modify, supersede, or supplement the Standard Specifications referred to in Section III - General Provisions.

Where any section, subsection, paragraph, or subparagraph of the Standard Specifications is *supplemented* by any of the following paragraphs, the provisions of such section, subsection, paragraph, or subparagraph shall remain in effect. The Special Provisions shall govern in addition to the particular Standard Specification so supplemented, and not in lieu thereof.

Where any section, subsection, paragraph, or subparagraph of the Standard Specifications is *amended, voided, or superseded* by any of the following paragraphs, any provision of such section, subsection, paragraph, or subparagraph standing unaffected, shall remain in effect. The Special Provisions shall govern in lieu of any particular provision of the Standard Specification so amended, voided, or superseded, and not in addition to the portion changed.

GENERAL REQUIREMENTS

SP-1 SCOPE OF WORK

The DBD Flexible Amenity Areas project shall generally consist of the following:

1. Sidewalk upgrades and amenities on Burlington Avenue Between Forest Avenue and Main Street
2. Sidewalk upgrades and amenities on Burlington Avenue Southeast Corner of Main Street
3. Sidewalk upgrades and amenities on Main Street Northwest Side at Curtiss Street
4. Sidewalk upgrades and amenities on Curtiss Street Northeast Corner of Main Street
5. Sidewalk upgrades and amenities on Main Street Northeast Side at Maple Avenue

The project generally consists of modifications to curb and gutter and sidewalk configurations to provide additional pedestrian space for amenities and landscape improvements. The work includes P.C.C. Sidewalk removal and replacement, earth excavation, combination concrete curb and gutter removal and replacement, concrete planter curb installation, masonry seat wall installation, storm sewer utility modifications, electrical and lighting installation, procurement and installation of shade structures and furnishings, landscape, irrigation, and all collateral work and restoration.

Final asphalt and restoration placement of all locations throughout project shall be completed prior to **November 6, 2026.**

Additional Construction Milestones are as follows:

- **Sites cannot be disturbed prior to July 6, 2026.**
- **Sidewalks shall be reopened to pedestrian traffic within 7 calendar days of removal and/or closure, whichever comes first.**
- **All open excavations remaining adjacent to newly constructed curb and gutter, sidewalks, driveways, etc., shall be properly backfilled, compacted and graded per the specifications within 5 calendar days of their completion.**

- Unless otherwise dictated by the specifications, final parkway restoration / sod placement shall be completed within 7 calendar days of a street completing concrete work.
- Curb and permanent pavement restoration shall be completed within 10 calendar days of curb removal. This includes any replacement of HMA or PCC pavement as designated.
- All sites must be cleaned and reopened to the extent possible for pedestrian traffic by 3:00PM every Friday.
- Downtown special events are scheduled for August 8th, September 12th and 13th, and September 18th and 19th. No work can take place on these dates, and sites must be cleaned and reopened to the extent possible for pedestrian traffic by 3:00PM of the prior day.

Locations are organized into the following groups:

- Group 1: Southeast Burlington and Main (Location 2), Northeast Main and Curtiss (Location 4), Northeast Main and Maple (Location 5)
- Group 2: Burlington west of Main (Location 1) and west side of Main north of Curtiss (Location 3)

Group 1 and Group 2 cannot be under construction at the same time.

Removal and installation of sidewalk shall be phased to maintain pedestrian access and access to businesses at all times. Temporary aggregate ramps or plates are to be furnished and installed at the contractor's expense. Multiple concrete pours for each location will be required to maintain access to businesses.

All work must comply with the latest requirements of the Americans with Disabilities Act (ADA), Public Right-of-Way Accessibility Guidelines (PROWAG), the Illinois Accessibility Code (IAC) and Manual on Uniform Traffic Control Devices (MUTCD).

The Village reserve the right to award based on any bid, combination of bids or all bids, whatever is deemed to be in the best interest of the Village.

SP-2 GENERAL CONSTRUCTION REQUIREMENTS

The following general requirements are intended to govern the overall priority for the performance of the work described in this contract. As general requirements, they are not intended to dictate to the Contractor the precise method by which these tasks shall be performed.

No more than three hundred linear feet (300 LF) of pavement may be open-cut and closed to use by the motoring public. Access to all individual drives within the current work zone must be restored at the end of each workday except when access is subject to placement of and curing of concrete pavement, sidewalk and/or curb and gutter. In such case, the Contractor shall provide the Engineer a daily schedule of construction activities impacting access.

The Contractor shall maintain traffic flow on ALL STREETS during the day in accordance with the applicable special provision, unless stated otherwise by a Village-approved traffic control plan. Adequate signing and flagging is of particular importance for safe travel of all residents.

Protection of Work

The Contractor shall be responsible to provide personnel to protect his work from third party damage. Should any of the new work be damaged, it shall be removed and replaced at the Contractor's expense. The Contractor shall schedule his work so that the concrete placed, takes its initial set during daylight hours. Claims of darkness shall not be reason to relieve the Contractor from responsibility.

Cleaning Up

The Contractor shall, at all times, keep the premises free from an accumulation of waste material or rubbish caused by his employees or work. At the end of the day, he shall remove all his rubbish from and about the streets and sidewalks. All his tools, form boards, and surplus materials shall be removed and relocated to any temporary on-site storage location assigned by the Village or its Engineer and shall leave his work "broom clean" or its equivalent, unless more precisely defined. Upon completion of the work called for by the contract, and upon final inspection and acceptance, the Contractor shall remove any of his remaining rubbish, tools, form boards, and surplus materials completely from the work site.

In case of dispute, the Village may remove the rubbish and any other materials and charge the cost to the Contractor.

SP-3 ACCESS AND WATER SHUT-OFF NOTIFICATION

Description. If access to a driveway will be blocked, or water will be turned off, the Contractor shall give that resident or business proper written notification at least 24 hours in advance. The Contractor must provide them the opportunity to remove their cars from the drive or make other arrangements and prepare for any shutdown of the water system. Samples of written notices shall be submitted to the Engineer for approval.

In addition, the Contractor shall be responsible for notifying the resident or business verbally on the morning of any driveway closure, to ensure awareness of the lack of access.

Measurement. This work shall not be measured for payment and shall be considered INCIDENTAL to the project.

Basis of Payment. This work shall not be paid for separately and shall be considered INCIDENTAL to the project.

SP-4 DRIVEWAY ACCESS NOTIFICATION

Description. If access to a driveway will be blocked, the Contractor shall give that resident or business proper written notification at least 24 hours in advance. The Contractor must provide them the opportunity to remove their cars from the driveway or make other arrangements. In addition, the Contractor shall be responsible for notifying the resident or business verbally on the morning of any driveway closure, to ensure awareness of the lack of access.

Samples of written notices shall be submitted to the Engineer for approval before Notice to Proceed is given.

Measurement. This work shall not be measured for payment and shall be considered INCIDENTAL to the project.

Basis of Payment. This work shall not be paid for separately and shall be considered INCIDENTAL to the project.

SP-5 STATUS OF UTILITIES

Description. Utility companies and/or municipal owners located within the construction limits of this project have provided the following information regarding their facilities and the proposed improvements. The tables below contain a description of specific conflicts to be resolved and/or facilities which will require some action on the part of the Department’s contractor to proceed with work. Each table entry includes an identification of the action necessary and, if applicable, the estimated duration required for the resolution.

SP-6 UTILITIES TO BE ADJUSTED

Description. Conflicts noted below have been identified by following the suggested staging plan included in the contract. The company has been notified of all conflicts and will be required to obtain the necessary permits to complete their work; in some instances, resolution will be a function of the construction staging. The responsible agency must relocate, or complete new installations as noted below; this work has been deemed necessary to be complete for the Department’s contractor to then work in the stage under which the item has been listed.

STAGE LOCATION /	TYPE	DESCRIPTION	RESPONSIBLE AGENCY	DURATION OF TIME
MAIN ST STA 13+57 TO STA 13+95	Nicor 2” Gas Main	Potential Conflict with Proposed Seat Wall and Nicor Gas Main	Nicor	1 week

Agency/Company Responsible to Resolve Conflict	Name of contact	Phone	E-mail address
AT&T Distribution			g11629@att.com
AT&T Transmission	Ken Caudill		Ken.Caudill@kci.com
CenturyLink			NATIONALRELO@CENTURYLINK.COM
ComEd			PlanSubmittalsandMapRequests@exeloncorp.com
Crown Castle			FIBER.DIG@CROWNCastle.COM
Downers Grove Sanitary District	Keith Shaffner	630-353-3610	kshaffner@dgsd.org
MCI/Verizon			INVESTIGATIONS@VERIZON.COM
Nicor Gas			gasmaps@aglresources.com

SP-7 UTILITIES TO BE WATCHED AND PROTECTED

Description. The areas of concern noted below have been identified by following the suggested staging plan included for the contract. The information provided is not a comprehensive list of all remaining

utilities, but those which during coordination were identified as ones which might require the Department's contractor to take into consideration when making the determination of the means and methods that would be required to construct the proposed improvement. In some instances, the contractor will be responsible to notify the owner in advance of the work to take place so necessary staffing on the owner's part can be secured.

No facilities requiring extra consideration

The above represents the best information available to the Department and is included for the convenience of the bidder. The days required for conflict resolution should be considered in the bid as this information has also been factored into the timeline identified for the project when setting the completion date. The applicable portions of the Standard Specifications for Road and Bridge Construction shall apply.

Estimated duration of time provided above for the first conflicts identified will begin on the date of the executed contract regardless of the status of the utility relocations. The responsible agencies will be working toward resolving subsequent conflicts in conjunction with contractor activities in the number of days noted.

The estimated relocation duration must be part of the progress schedule submitted by the contractor. A utility kickoff meeting will be scheduled between the Department, the Department's contractor, and the utility companies when necessary.

The contractor is responsible for contacting JULIE prior to any excavation work. Please note that IDOT electrical facilities are not part of the one-call locating services, such as JULIE.

Please note, the marking of underground facilities does not absolve the contractor of their responsibility to repair or replace any facilities damaged during construction at their expense.

The Contractor is also responsible for investigating/verifying any and all potential conflicts with existing utilities per special provision for EXPLORATORY TRENCH, SPECIAL.

SP-8 PRECONSTRUCTION VIDEOTAPING

Description: This work shall consist of furnishing all materials and labor required to perform a videotape survey of the construction limits, adjacent right-of-way, and adjacent structures bordering the work. This shall include, but not be limited to, existing buildings, garages, pavements, curb and gutter, sidewalks, fences, trees, and landscaping. Two (2) copies of the videotape shall be furnished to the Village in DVD format. Videotaping shall be performed by a reputable company meeting the approval of the Village, in the presence of a representative of the Village, and shall be performed prior to the commencement of construction. The videotape survey shall serve as a basis for establishing damage that has occurred as a result of construction operations.

Measurement. This work shall not be measured for payment and will be considered a LUMP SUM including all materials, labor, and equipment required to complete this work.

Basis of Payment. This work shall be paid for at the contract unit price per LUMP SUM for PRECONSTRUCTION VIDEOTAPING, which price shall be payment in full for the work as specified herein.

SP-9 STORAGE OF MATERIALS AND EQUIPMENT

Description. At no time shall the Contractor store materials and equipment in private or public rights-of-way. Parking or storing construction vehicles and equipment overnight is strictly prohibited including, but not limited to, box trucks, dump trucks, pavers, trailers, etc.

SP-10 TRAFFIC CONTROL, MAINTENANCE OF TRAFFIC

Description. This item shall include the furnishing, installing, maintaining, relocating, and removing of all traffic control devices and personnel used for the purpose of regulating, warning, or directing traffic during the construction of this project. Placement and maintenance of all traffic control devices shall be in accordance with the applicable parts of Article 107.14 and Section 701 of the Standard Specifications and included Highway Standards. All traffic control devices used on this project shall conform to the Standard Specifications for Traffic Control Devices and the Illinois Manual on Uniform Traffic Control Devices and as indicated on the Traffic Control Plan.

The Contractor shall protect all workers engaged in the project and shall provide for safe and convenient public travel by providing adequate traffic control under all circumstances. Such circumstances may include, but not be limited to work performed along the route under construction, road closures for construction operations of any type, or when any section of the road is opened to traffic prior to completion of all work. The Contractor shall ensure that work zone in question is properly signed, barricaded, and otherwise marked.

HIGHWAY STANDARDS: 701501, 701701, 701801, 701901

The Contractor will be responsible for the proper location, installation, and arrangement of all traffic control devices during the period of construction. All open excavations shall be protected by Type I barricades equipped with working bi-directional flashing lights at each end of the excavation, as well as at 50-foot intervals between ends for excavations greater than 50 feet in length and weighted down by one sandbag per each barricade. All street closures shall be protected by Type III barricades equipped with working bi-directional flashing lights and weighted down by eight sandbags per each barricade.

The Contractor shall plan the work not to leave any open excavations during non-working hours and that all barricades not necessary have been removed from the pavement during non-working hours.

One through lane with a minimum driving width of 10 feet must be maintained at all times when concrete crossings or any other concrete on the driving surface is curing. Adequate traffic control signage shall be placed to direct traffic through the intersection. In the event that one direction of vehicular travel must be closed, with the approval of the Engineer, and when the Contractor is working, the Contractor shall use certified flaggers (minimum of two) to direct traffic around the work area. The Engineer shall approve proper signing and barricading of the lane closures and shall issue written authorization prior to closure. Presence of certified flaggers shall be required anytime the contractor's activities may impede the designated flow of traffic.

No street closure shall be permitted without the express written permission of the Engineer. No street closure may exceed 800 linear feet, nor be in effect from Friday at 3:30PM to Monday at 9:00AM.

The Contractor shall maintain their operations in a manner such that traffic flow shall not be substantially impeded during the construction of the proposed improvements. Where traffic must cross open trenches

during a given workday, the Contractor shall provide steel plates at street intersections and driveways. Prior to the end of a given workday, the pavement surface shall be temporarily restored.

No open excavation may be left overnight or on the weekend without the express written permission of the Engineer.

As the condition and location of the work changes, the Contractor shall maintain all traffic control devices and personnel engaged in traffic control, in a manner that will accommodate the changing particulars of the work at any given time. Advance warnings, directional information and other controls or directions necessary for safe passage of traffic around or through the work site shall be reviewed and changed, if necessary, to meet the needs of the situation. Signage erected, but not necessary or proper for the situation ahead shall be covered or taken down. Barricading and signage shall be monitored by the Contractor on a daily basis to ensure that it meets the requirements for work zone safety for the conditions of the particular work being performed.

Unless approved in writing by the Village and as directed by the Engineer, no more than two corners at each intersection may be closed to the pedestrian traffic at any time. Contractor shall provide SIDEWALK CLOSED AHEAD signs at the nearest intersection to each end of the closure. Additional SIDEWALK CLOSED AHEAD signs may be requested at various locations, such as mid-block or wherever necessary by Engineer. Where closure occurs at the corners, SIDEWALK CLOSED USE OTHER SIDE shall be placed for every point of egress leading up to the work area. Temporary stone will be required at all locations from time of removal to final pour. A sign with "CAUTION UNEVEN GRAVEL SURFACE" shall be placed on Type 1 barricade in advance of temporary stone.

Access to all properties shall remain open at all times unless work is taking place in the immediate vicinity, requiring that access be restricted on a temporary basis. Full access must be restored immediately upon the completion of any work blocking said access, and full access must be restored to all properties over weekends and legal holidays unless approved by the Engineer. Special consideration to hours and location of work near school shall be made to allow for full and safe access during normal business arrival and departure schedules. The Contractor is responsible for all traffic control and this item is incidental to the cost of the overall contract work.

The Contractor shall provide a name and phone number of a responsible party capable of providing emergency service, 24 hours per day, for the duration of the Project.

DEFICIENCY CHARGE:

The primary concern of the Village is to maintain a safe travel way for the public and a safe environment for the work in the construction zone. The Contractor is expected to comply with the Standard Specifications, contract plans, the Special Provisions and directions from the Engineer concerning traffic control and protection. The Contractor shall provide a telephone number where a responsible individual can be contacted on a 24-hour-a-day basis to receive notification of any deficiencies regarding traffic control and protection. The Contractor shall immediately respond correcting traffic control deficiencies by dispatching workers, materials and equipment to correct such deficiencies.

Failure to comply with the Contract or as directed by the Engineer as it relates to corrections or modifications to the traffic control and protection will result in a deduction of either \$1,000 or 0.05 percent of the awarded contract value, whichever is greater, in accordance with Article 105.03. This charge is

separate from the cost of any corrective work ordered. The Contractor shall not be relieved of any contractual responsibilities by the Village's actions.

Measurement. This work shall not be measured for payment and will be considered a LUMP SUM including all materials, labor, and equipment required to complete this work.

Basis of Payment. This work shall be paid for at the contract unit price per LUMP SUM for TRAFFIC CONTROL, MAINTENANCE OF TRAFFIC which price shall be payment in full for the installation and maintenance of any and all traffic control devices, including but limited to those specified herein, to protect the work and public for the duration of the Project.

SP-11 CONSTRUCTION STAKING

Description: Section 5-7 of the Water and Sewer Specs shall be replaced in its entirety by the following:

The Contractor shall furnish and place all construction layout stakes for this project. Competent personnel with suitable equipment shall conduct this work, supervised by a licensed Illinois Land Surveyor. The Contractor shall be responsible for having the finished work conform substantially to the lines, grades, elevations and dimensions shown on the plans.

The Contractor shall provide adequate control points to construct the individual Project elements and shall provide the Engineer with adequate control in close proximity to check the compliance of the elements constructed.

Measurement. This work shall not be measured for payment and will be considered a LUMP SUM including all materials, labor, and equipment required to complete this work.

Basis of Payment. This work shall be paid for at the contract unit price per LUMP SUM for CONSTRUCTION STAKING which price shall be payment in full for the work as specified herein.


SP-12 TREE PROTECTION

Description. Municipal Codes regarding trees, including tree protection requirements for public parkway trees, are located in Chapter 24 of the Downers Grove Municipal Code. Specifically, Municipal Codes 24-7 and 24-8 detail the public parkway tree protection sizes and fines for violations. The Village Forester shall approve all tree protection measures and any deviations. All tree protection measures, and any deviations shall be noted in the contract specifications and on approved project plan sheets and permits using the guidelines listed below.

Tree protection shall include avoiding damage to the above ground tree branches and trunk, and the below ground root system and surrounding soil. Tree crowns and trunks shall not suffer any branch or bark loss. Roots shall be protected from compaction, storage of materials, severing, regrading of the parkway or excavation unless specifically noted on the project plan sheets.

The Critical Root Zone, or CRZ, is the area immediately surrounding a tree that must be protected from damage. In a municipal parkway setting with utilities and paved or concrete surfaces, the size of the CRZ has been adjusted to form a rectangle around the parkway tree trunk with minimum dimensions listed in the following table. The depth of the CRZ extends to 4 feet below the natural ground surface level.

<u>Parkway</u> <u>Tree diameter at 4.5'</u>	<u>Width street to property</u> <u>(min. curb to sidewalk)</u>	<u>Length along street</u> <u>street(minimum)</u>	<u>Depth</u>
0 – 12.0 inches	10.0 feet	10 feet	4 feet
12.1 – 24.0 inches	10.0 feet	20 feet	4 feet
24.1 or more inches	10.0 feet	30 feet	4 feet



For projects that involve excavations of less than one (1) foot in depth in the parkway or street and are replacing structures in the same location, fencing of the public parkway trees shall not be required. Example projects include, but are not limited to, street pavement resurfacing, curb removal/replacement, driveway removal/replacement, or sidewalk removal/repairs or new sidewalk installations. Contractors shall be mindful of the CRZ dimensions and potential for fines if any parkway trees suffer any unauthorized damage as determined by the Village Forester.

For projects that involve excavations of one (1) foot or more in depth in the parkway or street or both, fencing of the public parkway trees shall be required. Example projects include, but are not limited to, watermain replacements with new roadway keystops and domestic service box installations, sanitary line replacements and new service connections, new or replacement natural gas services, new or replacement phone or fiber optic lines, or new or replacement storm sewers, or projects that widen roads which in turn decreases the e fencing (listed above) shall fence the public parkway trees with six (6) foot high chain link construction fence secured to metal posts driven in the ground which are spaced no further than ten (10) feet apart. The dimensions of the fence shall depend on the tree diameter size and shall follow the table listed for the CRZ above, or as large as practical dependent on driveways and other field conditions. The fenced rectangle shall have three (3) sides with the opening facing the adjacent residences for easy access for mowing or tree care. Under no circumstances shall any items be stored within the fence. All fencing shall be maintained daily in an upright good condition. The size and location of all fencing shall be shown on the project plan sheets.

To avoid damage to the CRZ, utilities must be augered underneath the public parkway trees. Excavation pits for augering equipment are to be outside the fenced area and are to be shown on the project plan sheets. Excavation pits for roadway keystops and domestic service boxes are to be as small as practical with excavation occurring in a direction away from the adjacent public parkway tree.

In cases when severing of roots within a portion of the CRZ may be unavoidable (ex. sidewalk installation, curb replacement, water, or sanitary service replacement), subject to the approval of the Village Forester, sharp clean cuts shall be made on root ends to promote wound closure and root regeneration. Root pruning and excavation activities shall occur such that the smallest volume of soil and roots is disturbed, and the locations shall be shown on the project plan sheets.

In addition to fines and citations that may be assessed for violations of any Chapter 24 of the Municipal Code (such as not maintaining fencing around the CRZ or unauthorized removal of protected trees), the contractor may be subject to the following provisions:

- Issuance of an invoice for the value or partial value of the tree lost due to damage to either the above ground or below ground portions of the parkway tree, or unauthorized tree removal.
- Costs of repairs, such as pruning or cabling, or costs for removal of the damaged parkway tree along with the stump if the tree cannot remain in the right-of-way.
- Fines of \$500 for the 1st offense; \$1,000 for the 2nd offense; \$2,500 for the 3rd and subsequent offenses.
- Each day during which a violation continues shall be construed as a separate and distinct offense.

The value or partial value of the tree lost shall be determined by the Village Forester using the most current edition of the Guide for Plant Appraisal (prepared by the Council of Tree & Landscape Appraisers and the International Society of Arboriculture) and the most current edition of the Species Ratings & Appraisal Factors for Illinois (prepared by the Illinois Arborist Association). The total cost determined for the damage shall be deducted from the payments made to the Contractor for the project. Should the Village hire another Contractor or tree service to complete pruning work, these costs shall also be deducted from the payments made to the Contractor.

Measurement. This work shall not be measured for payment and shall be considered INCIDENTAL to the project.

Basis of Payment. This work shall not be paid for separately and shall be considered INCIDENTAL to the project.

Tree removal as defined by the standard specifications, which will be paid for separately.

SP-13 TREE ROOT PRUNING

Description: All trees, public or private, affected by new sidewalk installation within its root protection zone, shall be root pruned prior to any excavation taking place. Root pruning shall be performed in accordance with the Tree Protection Zone detail of the Plans and shall be done only to the depth of the excavation necessary for installing the new sidewalk. Root pruning shall start and proceed uninterrupted for the length of travel through the root protection zone. Root pruning shall be made no more than ten inches (10") from the tree-side edge of the proposed sidewalk.

Approval by the Village Forester of the equipment to be used for root pruning, as well as the proposed path of the root pruning work, is required prior to the work being performed. The Engineer or his representative shall permit no excavation until written approval is obtained by the Contractor from the Village Forester. No materials or equipment may be stored or kept in the Tree Protection Zone. Tree damage, as determined

by the Village Forester, shall be assessed to the Contractor using the most recent edition of the Guide for Plant Appraisal, published by the International Society of Arboriculture.

Measurement. This work will be as measured in place per FOOT and shall include all materials, labor, and equipment required to complete this work.

Basis of Payment. This work shall be paid for at the contract unit price per FOOT for TREE ROOT PRUNING, which price shall be payment in full for the work as specified herein and no additional compensation will be allowed.

SP-14 EROSION AND SEDIMENTATION CONTROL

Description. Throughout each and every phase of the project, all downstream ditches and storm sewers shall be protected from the run-off of roadway surfaces, excavations, and other construction activities generating the movement of dirt, mud, dust and debris. This work shall consist of constructing temporary erosion and sedimentation control systems as shown on the plans or as directed by the Engineer. The work shall be placed by methods and with materials in accordance with Sections 280, 1080 and 1081 of the SSRBC, except as amended herein.

All downstream ditches shall be protected from erosion and sedimentation by the installation of an Engineer-approved compost filter sock. Piles of excavated material and/or trench backfill material, allowed to be in place in excess of three days, shall be protected against erosion and sedimentation runoff by use of a compost filter sock. Storm sewer inlet structures or manholes shall be protected by temporary placement of filter baskets or compost filter socks as authorized in the field by the Engineer. Dewatering and bypass pumping and all sediment control measures required, in addition to measures shown on plans, shall be incidental to the installation of storm sewer pipes and structures.

Erosion and sedimentation control measures as indicated in the Erosion Control Plan, or as directed by the Engineer shall be installed on the project site prior to beginning any construction activities which will potentially create conditions subject to erosion. Erosion control devices shall be in place and approved by the Engineer as to proper placement and installation prior to beginning other work. Erosion control protection for Contractor equipment storage sites, plant sites, and other sites shall be installed by the Contractor and approved by the Engineer prior to beginning construction activities at each site. Failure to properly install and maintain erosion control measures per the Erosion Control Plan, or as directed by the Engineer, shall result in a \$1000/day fine, which shall be deducted from the value of work completed, until deficiencies are rectified as approved by the Engineer.

Perimeter Erosion Barrier and Inlet Filters: Items include placement, maintenance, and removal of compost filter socks and filter baskets at areas designated by the Engineer.

Measurement. This work will be as measured in place per FOOT for PERIMETER EROSION BARRIER and per EACH for INLET FILTERS and shall include all materials, labor, and equipment required to complete this work.

Basis of Payment. This work shall be paid for at the contract unit price per FOOT for PERIMETER EROSION BARRIER and per EACH for INLET FILTERS, which price shall be payment in full for the work as specified herein and no additional compensation will be allowed.

SP-15 EXPLORATORY TRENCH, SPECIAL

Description. This work shall consist of excavating a trench for the purpose of verifying clearances and locations of existing private and public utilities and storm sewers prior to constructing proposed utilities. The exploration trench shall be constructed at the locations as determined by the Engineer and in accordance with Article 213.02 of the Standard Specifications, except as modified herein.

The depth of the trench shall be variable, but shall be deep enough to locate all potential conflicts. The width of the trench shall be sufficient to allow proper investigation of the entire trench. The exploration trench shall be backfilled with gradation CA 6 stone, the cost of which shall be included in the item of EXPLORATION TRENCH (SPECIAL).

Measurement. This work will be measured for payment per horizontal lineal foot of actual trench constructed.

Basis of Payment. This work will be paid for at the contract unit price per foot for EXPLORATION TRENCH (SPECIAL), regardless of the depth required, and no extra compensation will be allowed for any delays, inconveniences or damages sustained by the Contractor performing the work.

SP-16 STREET SWEEPING AND DUST CONTROL

Description. All roadway surfaces shall be kept free of dirt, mud, dust and debris of any kind throughout every phase of the project. Dirt, mud, dust, and debris of any kind shall be removed from the roadway surface to the satisfaction of the Engineer by any one or combination of the following: approved mechanical sweeping equipment, manual labor, or other approved techniques.

Whenever ordered by the Engineer, especially for locations subject to a particularly high volume of traffic, the Contractor shall mechanically sweep the work site.

Measurement. This work shall not be measured for payment and will be considered per HOUR including all materials, labor, and equipment required to complete this work.

Basis of Payment: This work will be paid for at the contract unit price per HOUR for STREET SWEEPING AND DUST CONTROL, which price shall be payment in full for the work as specified herein.

SP-17 CLEANING UP

Description. The Contractor shall, at all times, keep the premises free from an accumulation of waste material or rubbish caused by his employees or work. At the end of the day, he shall remove all his rubbish from and about the streets and sidewalks. All his tools, form boards, and surplus materials shall be removed and relocated to any temporary on-site storage location assigned by the Village or its Engineer and shall leave his work "broom clean" or its equivalent, unless more precisely defined. Upon completion of the work called for by the contract, and upon final inspection and acceptance, the Contractor shall remove any of his remaining rubbish, tools, form boards, and surplus materials completely from the work site.

In case of dispute, the Village may remove the rubbish and any other materials and charge the cost to the Contractor.

SITE PREPARATION AND REMOVALS

SP-18 IEPA CLEAN CONSTRUCTION OR DEMOLITION DEBRIS

Construction Requirements: The Contractor shall be responsible for satisfactory removal and disposal of all waste material, asphalt, concrete, stone, dirt, and debris generated or discovered in the course of the work. Removal and disposal of excavation items being disposed of at a clean construction and demolition debris (CCDD) facility shall meet the requirements of Public Act 96-1416. This work shall be incidental and shall not be paid for separately, with the exception of the ADDITIONAL HAULING SURCHARGE, NON-HAZARDOUS SPECIAL WASTE as specified below.

The temporary storing of excavated materials within the public right-of-way or project limits shall not be allowed unless approved by the Engineer. It shall be the Contractor's responsibility to find an approved dumpsite for debris and any excavated materials. The Village will not provide one.

The Contractor shall employ a licensed testing firm, as approved by Engineer, to screen each truckload of material on-site, using a PID or FID field screen or other acceptable method. The PID shall be calibrated on a daily basis. The Contractor shall enter all truckloads leaving the site into an on-site screening log including, but not limited to, project name, date, time, weather conditions, name of screener, hauling company, truck number, screening method, background PID reading, calibrated PID reading, truck/bucket PID reading, and description of materials screened. Each day prior to the first truck leaving the site, Engineer and Contractor's testing consultant shall agree on the allowable PID reading in accordance with the receiving CCDD facility procedures (typically 0.0 or daily background levels). The receiving CCDD facility may be consulted daily, or periodically, as needed to verify that the appropriate value is being used. If said screen indicates levels that will be unacceptable for disposal at the CCDD facility, the material shall be quarantined on-site for further evaluation. If material is rejected at the CCDD facility, it shall be returned to the project site and quarantined for further evaluation. No additional compensation shall be allowed for returning a rejected load back to the project site, or any other additional hauling, loading, unloading, etc, as may be required. Should it be determined by the Village or Village's agent that the material is not suitable for disposal in a CCDD facility, the Contractor shall be responsible for properly disposing of the material at an acceptable landfill and providing the Village with all of the proper paperwork to document the material disposal with the IEPA. This work shall be paid for as specified below. If a truckload is rejected by a CCDD facility after leaving the project site and said truckload is not identified in the on-site screening log, the Contractor shall still be required to properly dispose of the material and provide the Village with the necessary documentation but shall not be additionally compensated as specified below.

All additional work to satisfy these requirements shall be the responsibility of the Contractor. All costs associated with meeting these requirements shall be paid for as specified herein. These costs shall include but are not limited to all required testing, lab analysis, and certification by a licensed professional engineer (PE) or licensed professional geologist (PG), if required, in addition to the cost of additional hauling, dump fees, etc. Payment for this work shall be in addition to payment for EXCAVATION, SPECIAL per the contract unit price. No adjustment to the contract unit price will be allowed due to changes to quantities based on actual field conditions.

Measurement. This work shall not be measured for payment per LOAD including all materials, labor, and equipment required to complete this work.

Basis of Payment. This work shall be paid for at the contract unit price per LOAD for ADDITIONAL HAULING SURCHARGE, NON-HAZARDOUS SPECIAL WASTE, which price shall be payment in full for the work as specified herein.

SP-19 AGGREGATE FOR TEMPORARY ACCESS

Description. This work shall consist of the construction and maintenance of an aggregate surface course for maintaining access to intersecting streets and driveways as specified in Article 107.09 of the Standard Specifications. During construction, the Contractor shall provide access at all times for emergency vehicles, school buses, and all abutting properties.

Aggregate for temporary access roads and driveway aprons shall be removed and/or reused at the direction of the Engineer. Aggregate surface shall be constructed in accordance with the applicable portions of Section 402 of the Standard Specifications excepting that the coarse aggregate shall meet CA-6 gradation, and that the equipment required for the work will be as directed by the Engineer. Maintenance shall consist of placing and compacting additional aggregate of the same type and gradation as the surface aggregate.

Measurement. This work shall be measured per TON including all materials, labor, and equipment required to complete this work.

Basis of Payment. This work will be paid for at the contract unit price per TON for AGGREGATE FOR TEMPORARY ACCESS, which price shall include furnishing, transporting, placing, maintaining, and removing, reusing, or disposing of the aggregate as herein specified and as directed by the Engineer. Payment for aggregate will be made for its initial use only, regardless of the number of times it may be moved.

SP-20 SAW CUTTING

Description. This work shall consist of saw cutting existing sidewalk along the limits of removal as indicated by the Engineer. Saw cutting shall be full depth for bituminous pavement and 1-1/2 inch depth for concrete through drive approaches for removal of driveway necessary for sidewalk installation for the purpose of delineating sidewalk edges and contraction joints where none currently exist.

Measurement. This work shall not be measured for payment and shall be considered INCIDENTAL to the project.

Basis of Payment. This work shall not be paid for separately and shall be considered INCIDENTAL to the project.

The Contractor shall be responsible to provide personnel to protect his work from third party damage. Should any of the work be damaged, it shall be removed and replaced at the Contractor's expense. The Contractor shall schedule his work so that the concrete placed takes its initial set during daylight hours. Claims of darkness shall not be reason to relieve the Contractor from responsibility. Driveways shall be kept barricaded for a minimum of four (4) days after placement of concrete or as determined by the Engineer. The curing time may be reduced if High Early Strength PCC is used.

SP-21 COMBINATION CONCRETE CURB AND GUTTER REMOVAL, PLANTER CURB REMOVAL

Description. This work shall consist of removing combination curb and gutter as depicted on the plan and detail sheets. This work shall be completed in accordance with Section 501 of the Standard Specifications.

Measurement. The contract unit price for combination concrete curb and gutter removal and planter curb removal, shall include all excavation, removal, and disposal of the entire combination curb and gutter, or planter curb, including reinforcement and all materials, labor, and equipment required to complete this work.

Basis of Payment. This work shall be paid for at the contract unit price per FOOT for COMBINATION CONCRETE CURB AND GUTTER REMOVAL and PLANTER CURB REMOVAL, and no additional compensation will be allowed.

SP-22 SEAT WALL REMOVAL

Description. This work shall consist of removing a portion of existing seat walls as depicted on the plan and detail sheets. This work shall be completed in accordance with Section 501 of the Standard Specifications.

Measurement. The contract unit price for seat wall removal, shall include all saw cutting, excavation, removal, and disposal of the identified portions of existing seat walls, including reinforcement and all materials, labor, and equipment required to complete this work.

Basis of Payment. This work shall be paid for at the contract unit price per FOOT for SEAT WALL REMOVAL, and no additional compensation will be allowed.

SP-23 WATER VALVE BOXES TO BE ADJUSTED

Description. This work shall consist of adjusting cast iron water valve boxes which are either the slide or screw type, to the finished pavement grade. Prior to adjustment and during the construction operation, the Contractor shall be responsible for protecting the valve box from damage or from being filled with debris. Should the box be damaged or filled, it shall be repaired or cleaned by the Contractor and no additional compensation shall be made for this work.

Final adjustment of the box shall be made after the binder course has been installed and prior to the installation of the surface course if it is located in the pavement, or final adjustment of the box shall be made prior to completing driveways, pouring sidewalk or restoration of the parkway if it is not located in the pavement. Any excavation around the box necessary to free the upper slide or screw box for adjustment shall be backfilled with sand and thoroughly tamped. If located in the pavement after adjusting to final grade, the space around the box for the full depth of base and binder course thickness shall be filled with Class SI or Class PP concrete.

Basis of Payment. This work will be paid for at the contract unit price per each for WATER VALVE BOXES TO BE ADJUSTED.

SP-24 DOMESTIC WATER SERVICE BOXES TO BE ADJUSTED

Description. This work shall include the vertical adjustment of a cast iron extension for the domestic water service box to the finished elevation or as determined by the Engineer, and shall be done in accordance with Article 565.03 of the Standard Specifications. Sufficient space and length along the extension must be provided in order to freely raise or lower the extension. Extreme care shall be taken to keep the inside of the extension and box completely free of any material which would prevent the opening and closing of the water valve.

Basis of Payment. This work will be paid for at the contract unit price each for DOMESTIC WATER SERVICE BOXES TO BE ADJUSTED.

SP-25 FIRE HYDRANTS TO BE ADJUSTED

Description. This work shall include adjustment of the existing fire hydrant and valve vertically to the finished grade as determined by the Engineer. This work shall be done in accordance with the applicable portions of Section 564 of the Standard Specifications except as modified herein.

564.01 Description. Revise this Article to read:

“564.01 Description. This work shall include excavation, trench dewatering; removal of the existing fire hydrant (and adjacent piping, if necessary); adjustment and/or relocation of the existing fire hydrant valve box; furnishing and installing the necessary pipe and fittings; installing, flushing and swabbing new riser pipe; backfilling the entire excavation with trench backfill up to the proposed subgrade; and disposal of all surplus materials.”

564.03 General. Add the following to the first paragraph of this Article:

“The hydrant shall be installed vertically so that the lowest hose connection is not less than 18 inches nor more than 26 inches above the finished grade ground level. The hydrant barrel shall be braced in such a manner to hold it plumb during backfilling.”

564.03 General. Add the following to the fourth paragraph of this Article:

“Trench backfill material shall be carefully placed and compacted in 6-inch layers around the hydrant to ensure protection and plumbness of the hydrant barrel.”

564.03 General. Add the following paragraphs to this Article:

“The Contractor shall provide ductile iron pipe complying with ANSI A21.51, thickness Class 52, with joints complying with ANSI A21.11. Ductile iron mechanical joint fittings shall be in accordance with ANSI A21.10 or A21.53. Cement linings complying with ANSI 21.4 or AWWA C104, standard thickness shall be used.

Swab the piping, valves, and fittings with a 5% solution of calcium hypochlorite prior to assembly and flush thoroughly.

Basis of Payment. This work will be paid for at the contract unit price each for FIRE HYDRANTS TO BE ADJUSTED.”

SP-26 DRAINAGE AND UTILITY STRUCTURES TO BE ADJUSTED

Description. This work shall be done in accordance with Section 602 of the Standard Specifications except as modified herein.

602.01 Description. Revise this Article to read:

“**602.01 Description.** This work shall consist of adjusting existing catch basins, manholes, inlets, or valve vaults.”

602.02 Materials. Revise Note 2 to read:

Note 2. Riser rings fabricated from recycled rubber may be used to adjust the frames and grates of drainage and utility structures up to a maximum of 50 mm (2 in.). They shall be installed and sealed underneath the frames according to the manufacturer’s specifications.

Recycled rubber products shall consist of no less than 80 percent by weight recycled rubber. The riser shall meet or exceed the following when maintained at $23 \pm 2^\circ\text{C}$ ($73 \pm 3^\circ\text{F}$) for at least 24 hours prior to and during testing.

Physical Property	Test Standard	Value
Density	ASTM C 642-90	1.10 ± 0.034 g/cu cm (68.63 ± 2.11 lb/cu ft)
Durometer Hardness	ASTM D 2240-97 Shore A	72 ± 6^1
Compression Deformation under 1000 kPa (145 psi)	ASTM D 575 –Test Method B Test of Specified Force	$9 \pm 4 \%$
Compression Set	ASTM D 395 – Illinois Modified Test Method B Compression Set under Constant Deflection in Air	$5 \pm 3 \%^2$
Weathering (70 hrs at 70°C (158°F)) Hardness retained	ASTM D 573	98 %, minimum
Freeze/thaw when exposed to deicing chemicals	ASTM C 672-91	3 % loss, maximum

¹ Average of three tests over a 28 mm (1.12”) diameter sample.

² Samples compressed to 75 percent of initial height.

Recycled rubber adjusting rings shall have no void areas, cracks, or tears, and have no effects due

to exposure to ultraviolet light. The actual diameter or length shall not vary more than 3 mm (0.125") from the specified diameter or length. Variations in height are limited to \square 1.6 mm (0.063") for parts up to 50 mm (2")."

602.11 Furnishing and Placing Castings. Revise the last three sentences of the second paragraph of part (c) of this Article to read:

"Castings shall be set to the finished pavement elevation so that no subsequent adjustment will be necessary, and the space around the casting shall be filled with Class SI concrete to the elevation of the surface of the base course or binder course. The Class SI concrete shall be cured for a period of 72 hours. HMA materials will not be allowed to backfill around an adjusted casting."

602.16 Basis of Payment. Revise the second paragraph of this Article to read:

"This work shall be paid for at the contract unit price each for DRAINAGE AND UTILITY STRUCTURES TO BE ADJUSTED, which price shall include the adjustment of existing catch basins, manholes, inlets or valve vaults, resetting the frame and grate or lid, removing and resetting the existing external chimney seal, and excavation and backfilling."

SP-27 SEWER CONNECTIONS

This work shall be done in accordance with applicable Sections of the Standard Specifications for proposed sewer or drainage structures, except as modified herein.

Description. This work shall consist of making sewer and/ or underdrain connections to existing or proposed sewer or drainage structures at the locations shown on the plans or as determined by the Engineer.

Basis of Payment. The cost of making sewer connections to existing or proposed sewer or drainage structures shall be included in the cost of the sewer or structure being constructed.

SP-28 TRENCH BACKFILL

Description. All trenches and excavations under or within 2' of paved areas or structures, as shown on plans or as directed by the Engineer in the field, will require aggregate Trench Backfill.

Materials. Trench Backfill, as defined in the Water and Sewer Specs, shall consist of Final Backfill, Initial Backfill, Haunching, and Bedding (see detail within this special provision). Allowable aggregate gradations, as defined in Sections 1003 and 1004 of the SSRBC, shall be as follows:

- Final Backfill: CA-6 or FA-6
- Initial Backfill: CA-6 or FA-6
- Haunching: CA-7
- Bedding: CA-7

All trench backfill material shall be placed and compacted in accordance with Section 550.07 of the SSRBC. Per the SSRBC, compaction Method 3 (jetting) of Initial Backfill and Final Backfill shall not be used with CA-6 material. Compaction Method 3 (jetting) of Initial Backfill and Final Backfill shall only be used with FA-6 material. Per the SSRBC, trench backfill material that has been compacted with Method

3 (jetting) shall be allowed to settle and dry for at least 10 days before any pavement or structure is placed above it.

All backfilling shall be done in accordance with Section 20-4.06 of the Water and Sewer Specs. All trenches and excavations not under or within 2' of paved areas or structures shall be backfilled by any acceptable method which will not dislodge or damage the pipe, or cause bridging action in the trench. In turf areas, Trench Backfill shall consist of Initial Backfill, Haunching, and Bedding and the balance of the backfill may be approved excavated material.

Method of Measurement and Basis of Payment. This work shall not be paid for separately and be shall be included in the cost of the applicable utility pay item. Re-use of excavated materials for Trench Backfill, as allowed by the Engineer, will not be paid for separately but shall be considered included in the underground installation cost.

SP-29 STORM SEWERS (WATER MAIN REQUIREMENTS)

Description. This work shall be done in accordance with Section 550 of the Standard Specifications except as modified herein.

550.02 Materials. Revise this Article to read:

“550.02 Materials. The storm sewer pipe shall be water main quality pipe meeting the requirements of sections 40 and 41 – 2.01 of the “Standard Specifications for Water and Sewer Main Construction in Illinois”. Ductile iron pipe shall meet the requirements of ANSI A21.51, thickness of Class 52, with joints meeting ANSI A21.11. Cement linings shall meet the requirements of ANSI A21.4 or AWWA C104, standard thickness.”

550.10 Basis of Payment. Revise the first paragraph of this Article to read:

“550.10 Basis of Payment. This work will be paid for at the contract unit price per foot for STORM SEWERS (WATER MAIN REQUIREMENTS), of the diameter specified, which price shall also include connections to existing storm sewer structures and existing storm sewers.”

SP-30 SANITARY MANHOLES TO BE REMOVED

Description. This item shall consist of the removal of existing sanitary manholes as shown on the plans. Removal shall include the excavation and physical removal and disposal of the manhole structure. The work shall be performed in accordance with Section 605 of the Standard Specifications for Road and Bridge Construction (latest edition).

The excavated areas that are within 2-feet of the proposed paved areas shall be backfilled with granular backfill material. The other excavated areas not within 2-feet of paved areas shall be backfilled with select excavated material. Trench Backfill needed to complete the removal shall be considered included in the cost of SANITARY MANHOLES TO BE REMOVED.

Method of Measurement. This work shall be measured per each manhole removed.

Basis of Payment. This work will be paid for at the contract unit price per each for SANITARY MANHOLES TO BE REMOVED.

SP-31 SANITARY MANHOLES, 4'-DIAMETER, TYPE 1 FRAME, CLOSED LID

Description. This work consists of furnishing and installing a new sanitary manhole, including frame and special lid at the locations shown on the Drawings, in accordance with standard specifications of the Downers Grove Sanitary District, the details provided and as described herein. Inspection and Testing shall be per the MANHOLE TESTING specification herein. The Type 1 frame and lid furnished for each standard manhole shall be East Jordan Iron Works 1050-2-1 with a self-sealing concealed pick hole with the word "Sanitary" cast in. Manholes shall be 4-foot diameter.

Any removal of existing pipe and connections to existing pipes shall be considered incidental to the cost of the new manhole.

Method of Measurement. This work shall be measured per EACH sanitary manhole installed.

Basis of Payment. This work will be paid for at the contract unit price per EACH for SANITARY MANHOLES, 4'-DIAMETER, TYPE 1 FRAME, CLOSED LID. Prices shall include all labor, materials, testing and equipment necessary to satisfactorily complete the Work as specified herein. SANITARY MANHOLE TESTING shall not be paid for separately but be included in the cost of SANITARY MANHOLES, 4'-DIAMETER, TYPE 1 FRAME, CLOSED LID.

SP-32 SANITARY MANHOLE TESTING

Downers Grove Sanitary District. Effective: November 1, 1993.

1. Each manhole shall be tested no sooner than 30 days after completion of manhole construction.
2. All lift holes shall be plugged with an approved non-shrink grout.
3. No grout will be placed in the horizontal joints before testing.
4. All pipes entering the manhole shall be plugged, taking care to securely brace the plugs from being drawn into the manhole.
5. The test head shall be placed at the inside of the top of the manhole frame and the seal inflated in accordance with the manufacturer's recommendation.
6. A vacuum of 10 inches of mercury shall be drawn and the vacuum pump shut off. With the valves closed, the time shall be measured for the vacuum to drop to 9 inches. The manhole shall pass if the time is greater than 60 seconds for a 48" diameter manhole, 75 seconds for 60", and 90 seconds for 72".
7. If the manhole fails the initial test, necessary repairs shall be made with a non-shrink grout. Retesting shall proceed until a satisfactory test is obtained.

8. All manhole testing for acceptance shall be done under the direct supervision of the test procedure by the District or its authorized representative(s). The District shall be notified by the Contractor 48 hours prior to testing.

SP-33 SANITARY SEWER, PVC

Description. This work shall consist of constructing polyvinyl chloride (PVC) sanitary sewer as shown on the plans. All work shall be performed in accordance with Section 550 of the Standard Specifications and Section 31 and 41 of the Water and Sewer Specifications. Excavation and trench backfill necessary for sewer installation shall be considered incidental to this pay item. Removal of any existing pipe shall be considered incidental to this pay item.

Materials. PVC pipe shall be homogenous throughout and free from cracks, holes, foreign matter or other defects. The pipe shall be shipped with one coupling factor applied. Pipe shall have a ring painted around the uncoupled end in such a manner as to allow field checking the settling depth of pipe in the socket. Material shall be as follows:

- PVC pipe SDR 26 complying with ASTM D2241, 160 psi pressure pipe push-on bell and spigot type with rubber ring seal gasket ASTM D3139.

Joints shall be gasketed push-on joints, meeting the requirements of ASTM F477. A non-shear mission coupling, such as MaxAdapter as manufactured by Gripper Gasket, or StrongBack as manufactured by Fernco, shall be used to secure each connection between dissimilar pipe material as necessary.

Couplings shall be specifically sized for the materials being connected and shall include two stainless steel adjustable bands.

Construction. All sewer and water mains shall be constructed in accordance with the standard specifications and construction details and ordinances of Downers Grove Sanitary District (DGSD), Illinois Recommended Standards for Sewage Works, latest edition, Standard Specifications for Sewer and Water Construction in Illinois, latest edition, and the Standard Specifications for Road and Bridge Construction in Illinois, latest edition. Contractor shall notify DGSD at least two (2) working days (48 hours) prior to the start of water and/or sewer construction at 630-969-0664. DGSD shall be granted access to all parts of the construction site and shall have the authority to inspect, approve, and/or reject all sanitary sewer and sanitary service improvements. All sanitary sewer shall be inspected and approved by DGSD prior to backfill. Pipe bedding and trench backfill shall be in accordance with detail provided.

Record Drawings. All Manholes shall be numbered with record rim and invert elevations. All pipes shall include lineal footage between center of manholes, diameter of pipe, material type, and record slope.

Method of Measurement. This work shall be measured per linear FOOT for sanitary sewer to be installed based on pipe diameter as indicated on plans.

Basis of Payment. This work will be paid for at the contract unit price per linear FOOT for SANITARY SEWER, PVC of the size indicated. Prices shall include all labor, materials, and equipment necessary to

satisfactorily complete the Work as specified herein. TRENCH BACKFILL shall not be paid for separately but included in the cost of this pay item.

SP-34 ELECTRIC SERVICE INSTALLATION

Description. This item shall consist of all material and labor required to extend, connect or modify the electric services, as indicated or specified, which is over and above the work performed by the utility. Unless otherwise indicated, the cost for the utility work, if any, will be reimbursed to the Contractor separately under ELECTRIC UTILITY SERVICE CONNECTION. This item may apply to the work at more than one service location and each will be paid separately.

Materials. Materials shall be in accordance with the Standard Specifications.

CONSTRUCTION REQUIREMENTS

General. The Contractor shall ascertain the work being provided by the electric utility and shall provide all additional material and work not included by other contract pay items required to complete the electric service work in complete compliance with the requirements of the utility.

No additional compensation will be allowed for work required for the electric service, even though not explicitly shown on the Drawings or specified herein

Method Of Measurement. Electric Service Installation shall be counted, each.

Basis Of Payment. This work will be paid for at the contract unit price each for ELECTRIC SERVICE INSTALLATION which shall be payment in full for the work specified herein.

SP-35 ELECTRIC UTILITY SERVICE CONNECTION

Description. This item shall consist of payment for work performed by the Electric Service Provider (Utility Company) in providing or modifying electric service as indicated. THIS MAY INVOLVE WORK AT MORE THAN ONE ELECTRIC SERVICE LOCATION.

CONSTRUCTION REQUIREMENTS

General. It shall be the Contractor's responsibility to contact the Electric Service Provider. The Contractor shall coordinate his work fully with the Electric Service Provider both as to the work required and the timing of the installation. No additional compensation will be granted under this or any other item for extra work caused by failure to meet this requirement.

For those locations served by ComEd; please contact ComEd, New Business Center Call Center, at 866 NEW ELECTRIC (1-866-639-3532) to begin the service connection process. The Call Center Representatives will create a work order for the service connection. The representative will ask the requestor for information specific to the request. The representative will assign the request based upon the location of project.

For locations served by other electric service providers, that utility shall be contacted.

The Contractor should make particular note of the need for the earliest attention to arrangements with the Electric Service Provider for service. In the event of delay by the Electric Service Provider, no extension of time will be considered applicable for the delay unless the Contractor can produce written evidence of a request for electric service within 30 days of execution.

Documentation. The Contractor shall provide copies of all correspondence with the Electric Service Provider including as a minimum:

- A copy of the request for service to the Electric Service Provider.
- Service Entrance Sketch
- Electric Service Account Number
- Electric Meter Number
- Size of Utility transformer and available fault current.
- GPS coordinates of the service, format as described in the General Electrical Provisions.

Electric service correspondence for Non-State owned systems shall be directed to the respective agency assuming maintenance.

Method of Payment. The Contractor will be reimbursed to the exact amount of money as billed by the Electric Service Provider for the services. Work provided by the Contractor for electric service will be paid separately as described under ELECTRIC SERVICE INSTALLATION. No extra compensation shall be paid to the Contractor for any incidental materials and labor required to fulfill the requirements as shown on the plans and specified herein.

For bidding purposes, this item shall be estimated as \$15,000

Basis of Payment. This work will be paid for at the contract lump sum price for ELECTRIC UTILITY SERVICE CONNECTION which shall be reimbursement in full for electric utility service charges.

SP-36 CONDUIT IN TRENCH

Description. This work shall be performed in accordance with Section 810 of the Standard Specifications insofar as applicable and as detailed on the Plans.

Basis of Payment. This work shall be paid for at the contract unit price per lineal foot for CONDUIT IN TRENCH of the diameter and type indicated, which price shall be payment in full for all labor, equipment, materials and incidental expenses as necessary to complete the work as specified and as indicated on the Plans.

SP-37 CONDUIT PUSHED

Description. This work shall be performed in accordance with Section 810 of the Standard Specifications insofar as applicable and as detailed on the Plans.

Basis of Payment. This work shall be paid for at the contract unit price per lineal foot for CONDUIT PUSHED of the diameter and type indicated, which price shall be payment in full for all labor, equipment,

materials and incidental expenses as necessary to complete the work as specified and as indicated on the Plans.

SP-38 HANDHOLE COMPOSITE CONCRETE

Description. This work shall be performed in accordance with Section 814 of the Standard Specifications insofar as applicable and as detailed on the Plans.

This work shall consist of the installation of a polymer concrete handhole at locations shown on the Plans or as directed by the Engineer. The lid shall be imprinted with the words "STREET LIGHTING".

Basis Of Payment. This item shall be paid for at the contract unit price per each for HANDHOLE COMPOSITE CONCRETE, which price shall be payment in full for all labor, equipment, materials and incidental expenses as necessary to complete the work as specified and as indicated on the Plans.

SP-39 HANDHOLE COMPOSITE CONCRETE W/JBOX

Description. This work shall be performed in accordance with Section 814 of the Standard Specifications insofar as applicable and as detailed on the Plans.

This work shall consist of the installation of a polymer concrete handhole with weatherproof junction box at locations shown on the Plans or as directed by the Engineer. The lid shall be imprinted with the words "ELECTRICAL".

Basis of Payment. This item shall be paid for at the contract unit price per each for HANDHOLE COMPOSITE CONCRETE W/JBOX, which price shall be payment in full for all labor, equipment, materials and incidental expenses as necessary to complete the work as specified and as indicated on the Plans.

SP-40 REMOVAL OF EXISTING LIGHTING UNIT, SALVAGE

Description. This work shall be performed in accordance with Section 842 of the Standard Specifications insofar as applicable and as detailed on the Plans.

Existing conduit/cable shall be preserved and joined together with weather protective joints/splices inside of handholes to maintain the function and integrity of the electrical system. The cost of this joining/splicing shall be incidental to this pay item. The cost of the handhole shall be covered under the composite concrete handhole pay item.

Basis of Payment. This work shall be paid for at the contract unit price per each for REMOVAL OF LIGHTING UNIT, SALVAGE which price shall be payment in full for all labor, materials, equipment and incidental expenses as necessary to complete this work as specified and as indicated on the Plans.

SP-41 LIGHTING FOUNDATION REMOVAL

Description. This work shall be performed in accordance with Section 842 of the Standard Specifications insofar as applicable and as detailed on the Plans.

Basis of Payment. This work shall be paid for at the contract unit price per each for REMOVAL OF POLE FOUNDATION, which price shall be payment in full for all labor, materials, equipment and incidental expenses as necessary to complete this work as specified and as indicated on the Plans.

SP-42 SECONDARY SERVICE PEDESTAL:

Description. This work shall be done in accordance with Standard Specifications, NEC, and local codes insofar as applicable and as detailed on the Plans.

Grounding shall meet the requirements of Sections 806 of the Standard Specifications and shall be incidental to this pay item.

The secondary service pedestal shall be a minimum 100 Amp Residential Ringless Meter Socket with no bypass surface mounts to provide for a single electric meter. The meter main shall use an aluminum bus that accommodates a single phase, three wire feed.

The pedestal shall include a 100A main breaker, (4) 20A, single pole breakers, and (4) breaker spaces behind a padlockable door.

The enclosure is a NEMA 3R rated, earth burial post, single sided enclosure for outdoor use. The unit is ANSI certified and UL listed for use as service entrance equipment with a maximum load of 600 VAC Max. The unit accommodates only an underground feed.

Basis of Payment. This work will be paid for at the contractor unit price each for SECONDARY SERVICE PEDESTAL which price shall be payment in full for all labor, equipment, materials, and incidental expenses as necessary to complete the work as specified.

TECHNICAL SPECIFICATIONS

SP-43 EARTH EXCAVATION, SPECIAL

Description. This work shall consist of the excavation, removal, and disposal of existing materials located on site required for installation of sidewalks and other site improvements. Earth Excavation shall include removal of existing aggregate base and underlying soil to the depth specified on the plans. Removal of existing concrete shall be paid for under SIDEWALK REMOVAL. This work shall be as specified and in accordance with Sections 202, 204, 205 and 440 of the SSRBC and as specified herein.

Measurement. This work will not be measured for payment. Payment will be based on Contract Quantities. By submission of a bid, Contractor agrees to Contract Quantity.

Basis of Payment. This work shall be paid for at the contract unit price per CUBIC YARD for EARTH EXCAVATION, SPECIAL, which shall include all labor, materials, and equipment necessary to do the work.

SP-44 CONCRETE CURB TYPE B, 6"

Description. This work shall consist of the placement of Concrete Curb, of the type, size and location shown on the plans. All Concrete Curb shall be placed by methods and materials as specified in Articles 606 and 1020 of the SSRBC, except as amended herein.

The curb shall be placed on a bed of six inches compacted CA-6 Aggregate. Backfill shall consist of CA-6 aggregate and shall be incidental to Concrete Curb installation. Backfill shall be tamped in place with a mechanical tamper.

Placement of Concrete Curb Type B shall include the following:

- a) The use of Class SI Portland cement concrete, 6.05 cwt/cy mix, with 6% air entrainment, 3" slump;
- b) The saw cutting of 2 inch deep joints at not more than 15-foot intervals, within 24 hours after being placed;
- c) The placement of 2 dowel bars spaced at 6" on center equal distance from top and bottom of the curb of existing concrete curb, and at expansion joints, in accordance with the detail shown on the plans;
- d) The placement of 3/4 inch pre-molded expansion joint filler perpendicular to the centerline of the roadway for the full depth of the curb, where abutting existing concrete curb and gutter, at 10 feet either side of a utility structure, at construction joints at the ends of pours, at not more than 90 foot intervals;
- e) The proper curing of all concrete work utilizing the methods and materials outlined in Articles 424 and 1022.01 of the SSRBC (Type 2 membrane curing with red dye is preferred);
- f) The backfilling of all curb work with materials approved by the Engineer.

At locations shown on the plans or where directed by the Engineer the contractor will use High-early strength concrete. The desired concrete mix shall have a minimum compressive strength of 3,000 psi at 24 hours. Mix design shall be submitted to the Engineer for review and approval.

Measurement. This work will be measured in place at the contract unit price per FOOT and shall include all earth excavation, subgrade preparation, base material, formwork, reinforcement, finishing, cleanup, and all materials, labor, and equipment required to complete this work.

Basis for Payment. This work shall be paid for at the contract unit price per FOOT for CONCRETE CURB TYPE B, 6", which price shall be payment in full for the work as specified herein.

SP-45 PORTLAND CEMENT CONCRETE SIDEWALK, 5 INCH

Description. This work shall consist of installation of P.C.C. sidewalk as indicated by location or shown on the plans. All P.C.C. sidewalks shall be installed by methods and with materials in accordance with Articles 424 and 1020.04 of the SSRBC, except as amended herein.

Removal of existing sidewalk shall include saw cutting and disposal of existing concrete as directed by the Engineer, as well as bituminous paved sidewalks and/or bituminous overlayment of existing sidewalks and shall be paid for separately in accordance with the specification for SIDEWALK REMOVAL.

Excavation for sidewalk shall be performed as to limit impacts to the parkway as much as possible.

The unit price for placement of sidewalk shall include the following:

- a. Excavation to proposed sub-grade and removal of existing material. Removal of existing concrete and brick/paver sidewalks shall be paid for separately.
- b. Furnishing, placement and compaction of four inches (4") of AGGREGATE BASE COURSE, TYPE B with the methods and with materials in accordance with Section 351 and of Article 1004.04 of the SSRBC, use of recycled materials shall not be allowed unless with a prior written permission by the Engineer;
- c. All work must comply with the latest requirements of the Americans with Disabilities Act (ADA), Public Right-of-Way Accessibility Guidelines (PROWAG), the Illinois Accessibility Code (IAC) and Manual on Uniform Traffic Control Devices (MUTCD). Specifically, the setup of form work such that the maximum running slope of the finished walk does not exceed 5 percent (1:20) or not to exceed the general grade established for the roadway, and the cross slope is not more than 2 percent (1:50). Sidewalks with running slope exceeding 5% shall meet all the ramp requirements. Except in areas noted on plans and approved by the Engineer.
- d. The placement of five-inch (5") thick, Class SI Portland Cement Concrete, 5.65 cwt/cy mix, with 5-8% air entrainment, 2"-4" slump, and six inch (6") thickness through or in residential driveways or where subject to vehicular traffic, to the width specified on the plans or as directed by the Engineer;
- e. The tooling of contraction joints, 1/2-inch radius and 1 inch deep, 5 feet on center;
- f. The placement of 1/2 inch thick premoulded expansion joints at 50-foot intervals on center, or abutting existing concrete sidewalk, or at the end of a pour;
- g. For sidewalks passing over newly constructed utility trenches, three equally spaced epoxy coated No. 4 reinforcing bars shall be centered over all utility trenches. Bars shall extend continuously a minimum of 5 feet (1.5 m) beyond the walls of the utility trench. Reinforcement shall be incidental to the cost of the pay item.
- h. The proper curing of all concrete work utilizing methods and materials outlined in Articles 424 and 1022.01 of the SSRBC, (Type III membrane curing compound white pigmented), **WORK THAT IS NOT PROPERLY CURED WILL NOT BE ACCEPTED OR PAID FOR;**
- i. All other work labor, material, tools, and equipment required to perform the work specified herein and as shown on the plans.

When sidewalks are closed to pedestrians the Contractor shall refer to the Sidewalk Phasing and Maintenance of Traffic plan and Highway Standard 701801.

A concrete washout shall be furnished by the Contractor and shall be located on site in a location that does not interfere with traffic or access to businesses. Furnishing and disposing of the concrete washout(s) shall be included in the unit price for sidewalk.

Portland Cement Concrete Sidewalk. 5 inch. California Finish

As above in addition to the following:

- a) California Finish. Sidewalk shall have a 4" Troweled smooth border with light broom finish perpendicular to direction of path.

Measurement. This work will be measured in place at the contract unit price per SQUARE FOOT and shall include all earth excavation, subgrade preparation, base material, formwork, reinforcement, finishing, cleanup, and all materials, labor, and equipment required to complete this work.

Basis of Payment: This work shall be paid for at the contract unit price per SQUARE FOOT for PORTLAND CEMENT CONCRETE SIDEWALK, 5 INCH, CALIFORNIA FINISH, which price shall be payment in full for the work as specified herein.

Portland Cement Concrete Sidewalk. 5 inch. Scored Pattern

As above (excluding California Finish) in addition to the following:

- a) Contractor shall saw cut sidewalk within 24 hours of placement, or as directed by the Engineer, to the pattern as shown on the plans or as directed by the Engineer. Contractor shall provide a sample of the proposed saw cut pattern along with the Contractor's method for saw cutting the pattern, which shall be approved by the Engineer prior to placement of any PORTLAND CEMENT CONCRETE SIDEWALK, 5 INCH, SCORED PATTERN.

Measurement. This work will be measured in place at the contract unit price per SQUARE FOOT and shall include all earth excavation, subgrade preparation, base material, formwork, reinforcement, finishing, cleanup, and all materials, labor, and equipment required to complete this work.

Basis of Payment. This work shall be paid for at the contract unit price per SQUARE FOOT for PORTLAND CEMENT CONCRETE SIDEWALK, 5 INCH, SCORED PATTERN, which price shall be payment in full for the work as specified herein.

SP-46 CLASS B PATCHES, 10 INCH

Description. This work shall be done in accordance with Section 442 of the Standard Specifications except as modified herein.

442.01 Description. Delete all references to a specified "type" in this Article.

442.05 Pavement Removal. In the last sentence in the first paragraph of subsection (b) reference to "Only full lane width patches will be permitted" shall be replaced by "Only patches greater than four feet in width will be permitted".

442.10 Method of Measurement. Delete the fifth and eighth paragraphs of this Article.

442.11 Basis of Payment. Delete the third, seventh, eighth, and tenth paragraphs of this Article and replace the second paragraph with the following:

“This work will be paid for at the contract unit price per square yard for CLASS B PATCHES, 10 INCH, of the thickness specified. All required expansion joint, dowel bars, tie bars, and saw cuts will be included in the cost of this item.”

SP-47 CLASS D PATCHES (SPECIAL)

Description. This work shall be done in accordance with Section 442 of the Standard Specifications except as modified herein.

442.01 Description. Delete all reference to a specified “type” in this Article.

442.08 Class D Patching. Add the following to the end of this Article:

“The top 2 inches of mix shall be hot-mix asphalt surface course when the street being repaired will not be resurfaced under this contract.”

442.11 Basis of Payment. Revise the second paragraph of this Article to Read:

“This work will be paid for at the contract unit price per square yard for CLASS D PATCHES (SPECIAL), of the thickness specified.”

SP-48 DETECTABLE WARNINGS

Description. This work shall consist of the installation of new detectable warning material as shown in the plans. All detectable warnings shall be placed by methods and with materials in accordance with Article 424 and 424.09 of the SSRBC.

Detectable Warnings shall be brick red, cast-in-place composite panels with inline dome pattern. Panels shall be installed full width of the walk (2” max concrete border allowed) in accordance with the latest PROWAG guidelines and at the direction of the Director of Engineering (or his/her designee).

Detectable Warnings shall be:

- a. Manufacturer, Fabricator, Supplier: Access Tile
Address: 325 Corporate Drive, Elgin IL 60123
Phone: 844-697-2920
Website: www.accesstile.com

Product Description: Replaceable cast in place composite panels with inline dome pattern.
Color/Finish: Brick Red (RD) FED 22144 / RAL 3016

- b. Manufacturer, Fabricator, Supplier: TufTile
Address: 905 Telsler Road, Lake Zurich IL 60047
Phone: 888-960-8897
Website: www.tuftile.com

Product Description: Polymer Wet-Set Replaceable cast in place composite panels with inline dome pattern.

Color/Finish: Brick Red FED 22144 Color ID: BRD

c. Or approved equal

Measurement. This work will be measured in place at the contract unit price per SQUARE FOOT and shall include all materials, labor, and equipment required to complete this work.

Basis of Payment. This work shall be paid for at the contract unit price per SQUARE FOOT for DETECTABLE WARNINGS, which price shall include all material, labor, and equipment necessary to complete this item.

SP-49 PAVEMENT MARKINGS, SPECIAL

Description. This work consists of construction of a Methyl Methacrylate based system in crosswalks areas. The material shall consist of applying a pattern that is imprinted with a stencil to create the appearance of hand laid decorative paving. This system may be applied to HMA and PCC Concrete surfaces.

This multiple step process involves the application of a base course (98:2) in the color specified followed by the application of a second course (1:1) in the specified color sprayed thru a stencil to achieve the desired print. Each lift of binder will receive a lift of broadcast aggregate per the parameters below.

Edge lines to be installed in White MMA (Sprayable 1:1) at the width specified (6"). Retroreflective beads at a rate of 12 pounds per 100 square foot with Swarco's Megalux glass beads with T-13 Coating. Do not use other beads as they are not designed to work with the specific curing properties of this MMA material.

System Recycled Material Composition

The total system is to be guaranteed to be 50% recycled material by weight.

Base Course Binder

Methyl Methacrylate (98:2) Area Marking Material. Color as specified below.

COLOR: White or as specified by Village.

VISCOSITY @ 77°F, Brookfield LV #4 Spindle 60 RPM: 90-100 KU's

WEIGHT PER GALLON @ 77°F, Lb.: 13.0 +/- 0.2

TOTAL SOLIDS, % By Weight: 99.0 Minimum

PROPERTIES: (After combination at 98:2 Part "A" to Part "B" BPO Catalyst by weight and appropriately 18-lbs of stone aggregate) CATALYST, Part "B": Benzoyl Peroxide

GEL TIME, Minutes @ 77°F: 10 Maximum

SKID RESISTANCE (ASTM E 303) 60 Minimum

CURE TIME, Minutes @ 77°F: 30 Maximum

DAYTIME LUMINANCE FACTOR (Y): 7-35

CHEMICAL RESISTANCE: No effect after seven days immersion in antifreeze, motor oil, diesel fuel, gasoline, calcium chloride or transmission fluid.

APPLICATION: Batch mixed and applied with squeegee and back rolled for more aggressive aggregate texture.

Print / Design Course Binder

Methyl Methacrylate (1:1 Sprayable) Area Marking Material. Color as specified below.

COLOR: Brick Red or as specified by Village

VISCOSITY @ 77°F, Brookfield LV #4 Spindle 60 RPM: 85-105 KU's

WEIGHT PER GALLON @ 77°F, Lb.: 13.2 +/- 0.2

TOTAL SOLIDS, % By Weight: 99.0 Minimum

PROPERTIES: (After combination at 1:1 Part "A" to Part "B" with 4 parts Benzoyl Peroxide added to Part "B")

GEL TIME, Minutes @ 77°F: 10 Maximum

CURE TIME, Minutes @ 77°F: 30 Maximum

DRY FILM REFLECTANCE, % of Magnesium Oxide: 85 Minimum

CHEMICAL RESISTANCE: No effect after seven days immersion in antifreeze, motor oil, diesel fuel, gasoline, calcium chloride or transmission fluid

APPLICATION: Sprayed with 1:1 Plural-Component Sprayer in multiple passes at a rate of approx. 25 ft²/gallon at 60 mils.

Broadcast Aggregate for Base Course and Print / Design Course

100% Recycled Color Coated Glass aggregate. The Aggregate is to be clean, dry, and free from deleterious material. The aggregate must meet the following requirements and be certified to be 100% recycled and be warranted to be fade free for the duration of the installation warranty.

COLOR: Multiple color blend (2 Colors on base course and 4 Colors on Print / Design Course) matching the binder as chosen by Village

SPECIFIC GRAVITY : 2.5

BULK DENSITY : Avg 86lb/ft

VOLUME / TON : Avg 26.5/ft

SOFTENING POINT : 1350 Degrees Fahrenheit

SHAPE : Sub Angular, Non Porous

HARDNESS : 7.0 MOHS

PHYSICAL COMPOSITION : Amorphous Silica

CHEMICAL COMPOSITION : Sodium Oxide 12 – 15%

ALUMINUM / OTHER OXIDES : Oxide : 1 – 2 %

COLOR RETENTION : 100%

SIZE RANGE AVAILABLE : Multiple mesh ranges available between .4 to 3 MM

APPLICATION : To be broadcasted evenly into binder so as not to disturb / push binder. Broadcasted at 1.5 lb per sf before recovery of loose aggregate.

RECYCLED MATERIAL : 100%


COLOR SELECTION : Varied, customized

ENVIRONMENTALLY SOUND : 100 % Recycled Material

Stencil

Stencils should be cut from 10' x 5' LDPE plastic in 1/8" thickness. Stencil to be designed to emulate the desired print or design per Village. Stencils to be designed to "lock" together to ensure continuity of print course.

Herringbone Pattern



6" white edge, 6" soldier course, 8" herringbone pattern, 6" soldier course, 6" white edge

Surface Preparation / New pavement / Open to traffic / Loose Aggregate

The asphalt or concrete surface to be free of all contaminants. In such instance where contaminants are present, appropriate steps are to be taken for their removal. Scarification of the surface to be applied over, to take place previous to friction course application.

Temperature to be 20 degrees Fahrenheit (-7 C) and rising with moisture free substrate to facilitate installation.

New pavement must remain idle for 30 days before the application of this system to ensure adequate curing of either an asphalt or concrete substrate previous to application.

Binder is to be cured and loose aggregate is to be removed previous to opening back to traffic.

It is expected that there will be further loosening (shedding) of the balance of the aggregate for 1 to 2 days post installation. It is the responsibility of the contractor to capture and remove this aggregate.

Warranty / Approved Installation

A minimum 7-year warranty to be granted with additional year(s) potential based on the specific aspects of the installation / project. Installations over new HMA or Concrete Surface Course will carry a 10-year warranty. Warranty to cover all material and installation cost. Warranty is only valid when installation is completed by an approved installer with 10 years' experience with Methyl Methacrylate Broadcast (Bonded) Aggregate systems. Warranty is to be agreed to and Warranty Documentation is to be submitted to project stakeholders previous to installation commencement.

Measurement. This work will be measured in place at the contract unit price per SQUARE FOOT and shall include all materials, labor, and equipment required to complete this work.

Basis of Payment. This work shall be paid for at the contract unit price per SQUARE FOOT for PAVEMENT MARKINGS, SPECIAL, which price shall be payment in full for the work as specified herein.

SP-50 CONCRETE FOUNDATION

Description. This work shall consist of constructing cast-in-place concrete foundations for Masonry Seat Walls and Foundations for Public Art in accordance with Section 503 of the Standard Specifications except as specified herein, as shown on the plans, and as directed by the Engineer. Work shall include all excavation, subgrade preparation, base material, formwork, reinforcement, finishing, and cleanup necessary for construction of concrete foundations.

Materials. Materials provided for concrete foundation shall be in accordance with Section 1020 of the Standard Specifications. Use class SI Portland Cement Concrete unless otherwise directed by the Engineer.

Construction. This work shall be performed in accordance with Article Section 503 of the Standard Specifications except as modified herein.

Layout all locations and obtain approval from the Engineer prior to excavation for concrete foundations.

Construct concrete foundations to dimensions as shown on the plans.

Measurement. This work will be measured in place at the contract unit price per CUBIC YARD and shall include all earth excavation, subgrade preparation, base material, formwork, reinforcement, cleanup, and all other materials, labor, and equipment required to complete this work.

Basis of Payment. This work shall be paid for at the contract unit price per CUBIC YARD for CONCRETE FOUNDATION and no additional compensation will be allowed.

SP-51 MASONRY SEAT WALL

Description. This work shall consist of furnishing, transporting, and placing components to construct the Masonry Seat Wall, including cast-in-place concrete core, face brick, and cast stone coping, as specified herein, as shown on the plans, and as directed by the Engineer. Work shall include preparation of all shop drawings, mortar, anchoring, reinforcement, caulk, finishing, and cleanup necessary for construction of the Masonry Seat Wall. Concrete Foundation is specified and paid for separately.

Submittals. Submit product samples representing the size, shape, and color of each unit type along with Manufacturer's product data to the Engineer for approval prior to construction.

Prior to fabrication, prepare and submit shop drawings for each type of cast stone based on field measurements. Submit Manufacturer's product data for each type of material specified before ordering. Submit a sample of the cast stone representing the finish texture and color for review and approval by the Engineer prior to fabrication.

Materials.

Face Brick (Seat Wall, Gateway Sign)

Match Civic Center

Manufacturer, Fabricator, Supplier: Illinois Brick Company

Phone: 708-237-5600

Website: www.illinoisbrick.com

Product Description: Yankee Hill Brick

Product: Face Brick – Blend – Modular Size: 70% - 106 Oxide Sandface Smooth; 30% Medium
Smoke Bronze Smooth

Size: 3-5/8" deep, 2-1/4" high, 7-5/8" long

Cast Stone Cap (Seat Wall, Gateway Sign)

Description: Cast stone to match the Civic Center, dimensions as shown on the plans

Location: All seat walls and gateway sign components

Color/Finish: Acid Washed Finish, color to match Civic Center – Limestone as selected by the Engineer from the fabricator's full range of color options.

Mortar

Provide Type S mortar suitable for exterior concrete masonry unit work and submit manufacturer's product data to the Engineer for approval prior to construction.

Match Civic Center
Manufacturer, Fabricator, Supplier: Spec Mix
Phone: 800-466-4303
Website: www.specmix.com

Product Description: Colored Mortar
Product Number: Spec Mix SM250 – Antique White for cast stone
Spec Mix SM600 – Dark Brown for face brick

Veneer Anchors

Provide veneer anchors appropriate for attachment to cast-in-place concrete backing, hot dipped galvanized steel finish. Submit product information for approval by the Engineer.

Fabrication.

Cast Stone

Fabricator to be a qualified company that assumes responsibility for engineering cast stone units to comply with the required performance requirements.

Fabricate cast stone units straight and true to size and shape as shown on the plans.

Provide reinforcement to resist handling, transportation, and erection stresses and cast-in anchorage hardware as required for applications as shown on the plans.

Place concrete in a continuous operation to prevent seams or planes of weakness from forming in cast stone units. Thoroughly consolidate placed concrete by internal and external vibration without dislocating or damaging reinforcement and built-in items, and minimize pour lines, honeycombing, or entrapped air on surfaces.

Cure concrete by moisture retention without heat, or by accelerated heat curing using low-pressure live steam, or radiant heat and moisture. Cure units until compressive strength is high enough to ensure that stripping does not have an effect on performance or appearance of final product.

Construction.

Cast-in-Place Concrete

Construct cast-in-place concrete wall on concrete foundation to the dimensions as shown on the plans.

Face Brick

Inspect face brick units before placing and remove any units that do not comply with requirements relating to aesthetic effects, physical properties, or fabrication, or that is otherwise unsuitable for intended use. Arrange units with color and size variations uniformly dispersed for an evenly blended appearance. Perform necessary field cutting and trimming as units are set.

Arrange units in pattern as shown on the plans. Maintain uniform joint widths except for variations due to different unit sizes and where minor variations are required to maintain bond alignment if any. Maintain joints at 3/8 inch.

Place weep holes where moisture may accumulate, including at base of cavity walls and above shelf angles. Use wicking material to form weep holes. Turn wicking down at lip of foundation to be as inconspicuous as possible. Space weep holes 24 inches on center.

Variation from Plumb: For vertical lines and surfaces, do not exceed 1/4 inch in 10 feet.

Variation from Level: For bed joints, do not exceed 1/4 inch in 20 feet.

Anchor face brick to unit masonry with metal veneer anchors. Attach anchors to cast-in-place concrete backing as recommended by anchor manufacturer.

Provide 1-inch minimum cavity between stone masonry and cast-in-place concrete. Keep cavity free of mortar droppings and debris. Slope beds toward cavity to minimize mortar protrusions into cavity.

Rake joints to depth of approximately 3/8 inch deep to uniform depths with square bottoms and clean sides unless otherwise shown on the plans.

Clean face brick as work progresses. Remove mortar fins and smears before tooling joints.

After mortar is thoroughly set and cured, clean face brick by removing large mortar particles by hand with wooden paddles and nonmetallic scrape hoes or chisels. Further clean by bucket and brush hand-cleaning method using job-mixed detergent solution unless otherwise approved by the Engineer.

Cast Stone

Erect cast stone level, plumb, and square within specified allowable tolerances. Provide temporary supports and bracing as required to maintain position, stability, and alignment as units are being permanently connected. Maintain horizontal and vertical joint alignment and uniform joint width as erection progresses. Unless otherwise indicated, provide for uniform joint widths of 3/8 inch.

Connect cast stone units in position by grouting or as otherwise indicated on shop drawings. Remove temporary shims, wedges, and spacers as soon as practical after connecting and grouting are completed.

Grout connections where required or indicated. Retain grout in place until hard enough to support itself. Pack spaces with stiff grout material, tamping until voids are completely filled. Place grout to finish smooth, level, and plumb with adjacent concrete surfaces. Keep grouted joints damp for not less than 24 hours after initial set. Promptly remove grout material from exposed surfaces before it affects finishes or hardens.

Measurement. This work will be measured in place at the contract unit price per FOOT and shall include all cast-in-place concrete wall work, all face brick work, and all cast stone work including mortar, reinforcement, finishing, cleanup, materials, labor, and equipment required to complete this work.

Foundation for Masonry Seat Wall will be measured separately as part of concrete foundation pay item.

Basis of Payment. This work will be paid for at the contract unit price per FOOT for MASONRY SEAT WALL and no additional compensation will be allowed.

Foundation for masonry seat wall will be paid for separately as CONCRETE FOUNDATION.

SP-52 GATEWAY SIGN, COMPLETE

Description. This work shall consist of furnishing, fabricating, transporting, and erecting gateway signs as specified herein, as shown on the plans, and as directed by the Engineer. Concrete Foundation is specified and paid for separately.

Submittals.

Product Data. Submit product data for each type of product specified.

Shop Drawings. Gateway sign drawings are provided to indicate design intent only. Provide shop drawings showing form, size, color, plan, sections, internal structure and bracing, foundations, mounting structures (given site conditions) support and attachment mechanisms, electrical wiring, and connections.

Samples. For each sign type and for each color and texture required.

Quality Assurance.

The documents herein are intended to show design intent only. The sign fabricator shall be solely responsible for preparing shop drawings, in conformance with the general design intent, including assurances that all structural and electrical conditions are met as required by applicable codes and requirements.

The sign fabricator will review and evaluate all installation site conditions prior to preparation of shop drawings to determine if any modifications to installation sites or sign components are required.

Electrical Components, Devices, and Accessories: Listed and labeled as defined in NFPA 70, Article 100, by a testing agency acceptable to authorities having jurisdiction, and marked for intended use.

The sign fabricator will provide the owner with a written warranty against any cracking, chipping, chalking, peeling, visible fading of all finishes as well as rusting, rattling, warping, loosening of installation and overall construction of entire components excluding intentional and incidental wear and tear. The warranty sign fabricator shall correct, to the city's satisfaction at the sign fabricator's expense, all defects in fabrication and installation of signage work for a period of three years after completion of installation of signage work.

Materials. Materials provided for signage shall be in accordance with Section 720, 1091, and 1092 of the Standard Specifications except as indicated herein.

Dimensional Characters.

Cutout Logos and Characters: Characters with uniform faces; square-cut, smooth edges; precisely formed lines and profiles; and as follows:

1. Character Material: Sheet aluminum.
2. Character Height: as indicated on drawings.
3. Thickness: as indicated on drawings.
4. Finish and color: as indicated on drawings.
5. Mounting: Concealed, painted aluminum back bar or bracket assembly.
6. City logo artwork to be provided by Owner.

Fabricated Characters and Logos: Form exposed faces and sides of characters to produce surfaces free from warp and distortion. Include internal bracing for stability and attachment of mounting accessories. Comply with the following requirements:

1. Illuminated halo-lighted Channel Characters: Manufacturer's standard LED lighting including transformers, insulators, and other components. Basis of design assumes 100 watts per wall side (total for individual letters). Make provisions for servicing and concealing connections to electrical system.
2. Select material from first six subparagraphs and associated subparagraphs below.
3. Aluminum Sheet: Not less than 0.125 inch thick.
4. Provide manufacturer's hardware for projection mounting of halo-lighted channel characters at distance from wall surface as indicated on plans.
5. Retain one of two subparagraphs and associated subparagraph below for lighted characters, depending on design and lighting method selected.
6. Provide translucent acrylic back sheet of thickness indicated. Attach characters individually to wall face.

Dimensional Sign. Sign with smooth, uniform surfaces; with message and characters having uniform faces, sharp corners, and precisely formed lines and profiles; and as follows:

1. Sign Illumination: Fabricate notch to accommodate LED bar lighting at Entryway Signs as shown in plans, including transformers, insulators, and other accessories for operability, with provision for servicing and concealing connections to electrical system. Use tight or sealed joint construction to prevent unintentional light leakage. Space lamps apart from each other and away from sign surfaces as needed to illuminate evenly per manufacturer recommendations. Basis of design assumes white LEDs w/ 12V 60W 120/277V power supplies.
2. Sign Power: (1) 20 amp @ 120 volts electrical circuit to each location. Village will provide power to each sign location under a separate contract. Signage fabricator to connect to power at each location.
3. Bar Light Fixture
 - a. Manufacturer: Illuminii
 - b. Model: KRMW - Kendo M Recessed Wet Static White
 - c. Color: Bronze Powder Coated
 - d. Output: HE48HO – High
 - e. CCT: 30K-3000K
 - f. Lens: G-Graze
 - g. Include PURE DC Universal Power Supply by Illuminii as required.
4. Solar Power Solar Power (Entryway Sign 1 Only)
 - a. Manufacturer: Solarilluminations
 - b. Model: FL09 Solar Light System
 - c. Include battery size appropriate to illuminate specified bar lights for Entryway Sign.
5. Aluminum Sheet: Not less than 0.125 inch thick.
6. Aluminum Tube: 1 ½" x 1 ½" x 1/8" wall 6061-T6 aluminum.
7. Character Height: as indicated on drawings.
8. Finish and Color: Painted aluminum as indicated on drawings.
9. Mounting: Concealed, painted aluminum back bar or bracket assembly.
10. Logo artwork to be provided by the Village.
11. Provide manufacturer's hardware for mounting as indicated on plans.

12. Retain one of two subparagraphs and associated subparagraph below for lighted characters, depending on design and lighting method selected.

Accessories.

Fasteners and Anchors: Manufacturer's standard as required for secure anchorage of signage, noncorrosive and compatible with each material joined, and complying with the following:

1. Use concealed fasteners and anchors unless indicated to be exposed.
2. Exposed Metal-Fastener Components, fabricated from same basic metal and finish of fastened metal unless otherwise indicated.

Sign Mounting Fasteners:

1. **Concealed Studs:** Concealed (blind), threaded studs welded or brazed to back of sign material or screwed into back of sign assembly, unless otherwise indicated.
2. **Projecting Studs:** Threaded studs with sleeve spacer, welded or brazed to back of sign material or screwed into back of sign assembly, unless otherwise indicated.
3. **Through Fasteners:** Exposed metal fasteners matching sign finish, with type of head indicated, installed in predrilled holes.
4. Provide nonferrous-metal or hot-dip galvanized anchors and inserts for exterior installations and elsewhere as required for corrosion resistance. Use toothed steel or lead expansion-bolt devices for drilled-in-place anchors. Furnish inserts, as required, to be set into concrete or masonry work.

Concrete: IDOT class SI Portland Cement Concrete unless otherwise directed by the Village, minimum compressive strength of 3000 PSI at 20 days. Reinforcing steel to be ASTM A-615 Gr. 60.

Fabrication.

General: Provide manufacturer's standard sign assemblies according to requirements indicated.

1. Mill joints to a tight, hairline fit. Form assemblies and joints exposed to weather to resist water penetration and retention.
2. Provide fully welded joints/edges behind finished surfaces without distorting or discoloring exposed side where possible. Exposed welded and brazed connections shall be cleaned and ground smooth. No tack welds shall be accepted.
3. Conceal connections if possible; otherwise, locate connections where they are inconspicuous.
4. Internally brace signs for stability and for securing fasteners.
5. Provide rebates, lugs, and brackets necessary to assemble components and to attach to existing work. Drill and tap for required fasteners. Use concealed fasteners where possible; use exposed fasteners that match sign finish.
6. **Castings:** Fabricate castings free of warp, cracks, blowholes, pits, scale, sand holes, and other defects that impair appearance or strength. Grind, wire brush, sandblast, and buff castings to remove seams, gate marks, casting flash, and other casting marks before finishing.
7. Rear access doors/panels shall be listed as "weather resistant".

Brackets: Fabricate brackets, fittings, and hardware for bracket-mounted signs to suit sign construction and mounting conditions indicated. Modify manufacturer's standard brackets as required.

Baked-Enamel Finish: AA-C12C42R1x (Chemical Finish: cleaned with inhibited chemicals; Chemical Finish: acid-chromate-fluoride-phosphate conversion coating; Organic Coating: as specified below). Apply baked enamel complying with paint manufacturer's written instructions for cleaning, conversion coating, and painting.

1. **Organic Coating:** Thermosetting, modified-acrylic enamel primer/topcoat system complying with AAMA 2603 except with a minimum dry film thickness of 1.5 mils, satin finish.

Construction.

Sign Locations: Locate signs and accessories where indicated. Stake locations for review and approval by Village representative prior to installation. Signage Fabricator/installer is responsible for locating all utilities and conditions prior to installation. Use mounting methods of types described and complying with approved shop drawings. Install signs level, plumb, and at heights indicated, with sign surfaces free of distortion and other defects in appearance.

The Contractor shall complete installation of signs following authorization by the Village to perform work.

General: Install signs using mounting methods indicated and according to approved shop drawings. Install signs level, plumb, true to line, and at locations and heights indicated, with sign surfaces free of distortion and other defects in appearance. Before installation, verify that sign surfaces are clean and free of materials or debris that would impair installation.

Mounting Methods:

1. Concealed Studs: Using a template, drill holes in substrate aligning with studs on back of sign. Remove loose debris from hole and substrate surface.
2. Through Fasteners: Drill holes in substrate using predrilled holes in sign as template. Countersink holes in sign if required. Place sign in position and flush to surface. Install through fasteners and tighten.
3. Brackets: Remove loose debris from substrate surface and install backbar or bracket supports in position so that signage is correctly located and aligned.

Remove temporary protective coverings and strippable films as signs are installed.

Provide electric service provisions and wiring as required to make a fully functional system. Refer to 2.3(A)1. Above.

The Sign Contractor will provide the Village with complete finish and component care instructions for cleaning and maintenance.

Measurement. This work will be measured in place at the contract unit price per EACH and shall include preparation of shop drawings, fabricating, furnishing, transporting, layout, and installation of signage including all materials, labor, and equipment required to complete this work.

Foundation for Gateway Sign will be measured separately as part of CONCRETE FOUNDATION pay item.

Basis of Payment. This work shall be paid for at the contract unit price per EACH for GATEWAY SIGN, COMPLETE and no additional compensation will be allowed.

Foundation for masonry seat wall will be paid for separately as CONCRETE FOUNDATION.

SP-53 BENCH

Description. This work shall consist of furnishing, transporting, assembling, and placing benches as specified herein, as shown on the plans, and as directed by the Engineer.

Materials.

Manufacturer, Fabricator, Supplier: Maglin Site Furniture
 Address: 999 18th Street, Suite 3000, Denver CO 80202
 Phone: 866-950-3954
 Website: www.maglin.com

Product Description: 900 Series – 970 Backed Bench, cast aluminum ends, metal seat and back, two end arms, center arm
 Product Number: MBE-0970-00011
 Size: 32.88” height x 70” length x 22.6” depth
 Options: Center arm
 Color/Finish: Powder coat black

Construction. Assemble and install benches at locations as shown on the plans. Anchor benches with appropriately sized fasteners as recommended by the manufacturer, and as shown on the plans. Hardware to be [black] to match bench color.

Measurement. This work will be measured in place at the contract unit price per EACH and shall include assembly and all hardware necessary to attach the bench as recommended by the manufacturer and as shown on the plans, including all materials, labor, and equipment required to complete this work.

Basis of Payment. This work shall be paid for at the contract unit price per EACH for BENCH and no additional compensation will be allowed.

SP-54 TRASH RECEPTACLE

Description. This work shall consist of furnishing, transporting, assembling, and placing trash receptacles as specified herein, as shown on the plans, and as directed by the Engineer.

Materials.

Manufacturer, Fabricator, Supplier: Landscape Forms
 Address: 7800 E. Michigan Ave., Kalamazoo, MI 49048
 Phone: 800.521.2546
 Website: www.landscapeforms.com

Product Description: Petosky Litter: 30 Gallon Container: Steel frame, hinged lid, side opening.
 Color: Powder Coat Black
 Text Options: N/A
 Mounting: Surface Mount

Construction. Assemble and install trash receptacles at locations as shown on the plans. Anchor with appropriately sized fasteners as recommended by the manufacturer, and as shown on the plans. Hardware to match trash receptacle color.

Measurement. This work will be measured in place at the contract unit price per EACH and shall include assembly and all hardware necessary to attach the bench as recommended by the manufacturer and as shown on the plans, including all materials, labor, and equipment required to complete this work.

Basis of Payment. This work shall be paid for at the contract unit price per EACH for TRASH RECEPTACLE, and no additional compensation will be allowed.

SP-55 RECYCLING RECEPTACLE

Description. This work shall consist of furnishing, transporting, assembling, and placing recycling receptacles as specified herein, as shown on the plans, and as directed by the Engineer.

Materials.

Manufacturer, Fabricator, Supplier: Landscape Forms
 Address: 7800 E. Michigan Ave., Kalamazoo, MI 49048
 Phone: 800.521.2546
 Website: www.landscapeforms.com

Product Description: Petosky Recycling: 30 Gallon Container: Steel frame, side opening.
 Color: Powder Coat Black
 Opening: 5" Side Opening
 Text Options: Recycling Signage
 Mounting: Surface Mount

Construction. Assemble and install recycling receptacles at locations as shown on the plans. Anchor with appropriately sized fasteners as recommended by the manufacturer, and as shown on the plans. Hardware to match trash [recycling] receptacle color.

Measurement. This work will be measured in place at the contract unit price per EACH and shall include assembly and all hardware necessary to attach the bench as recommended by the manufacturer and as shown on the plans, including all materials, labor, and equipment required to complete this work.

Basis of Payment. This work shall be paid for at the contract unit price per EACH for RECYCLING RECEPTACLE, and no additional compensation will be allowed.

SP-56 PLANTER POT

Description. This work shall consist of furnishing, transporting, and placing planter pots as specified herein, as shown on the plans, and as directed by the Engineer.

Manufacturer, Fabricator, Supplier: Landscape Forms, Inc
 Address: 7800 East Michigan Avenue, Kalamazoo, MI 49048
 Phone: 800-430-6209
 Website: www.landscapeforms.com

Product Description: Kornegay Design Larkspur Series Landscape Planters
 Product Number: 3 sizes: LS-24, LS-30, LS-48
 Size: 3 sizes: (small) 24" ht x 36" w; (medium) 30" ht x 48" w; (large) 48" ht x 32" w
 Drainage: Standard diameter hole: approximately 2-3/8"
 Color: To be selected from standard colors – confirm with Village

Construction. Deliver and install planter pots at locations as shown on the plans.

Measurement. This work will be measured in place at the contract unit price per EACH and shall include delivery and installation as shown on the plans, including all materials, labor, and equipment required to complete this work.

Basis of Payment. This work shall be paid for at the contract unit price per EACH for PLANTER POT, SMALL, PLANTER POT, MEDIUM, and PLANTER POT, LARGE, and no additional compensation will be allowed.

SP-57 TOPSOIL FOR LANDSCAPE BED

Description: This work includes installation of topsoil for landscape beds, in locations called out on the plans, or as directed by the Engineer. In locations identified for this work, the Contractor will excavate to a depth of two (2) feet from proposed grade of the surrounding sidewalk and/or curb and gutter, and will place 20" of topsoil material, followed by 4" of mulch, or as directed by the Engineer.

The topsoil to be used can be obtained from either within the project limits or can originate from outside the project limits and transported to site. The topsoil shall be placed in a neat and professional manner to 2" below finished surface. The finished surface of the topsoil shall be level with all depressions filled and shall be placed to a density in accordance with standard practice for proper landscaping technique. The final product of the topsoil shall have a neat and professional appearance. The slope of the work shall not exceed 10 percent in any direction. If, for any reason, the grading does not meet approval, it shall be cause for rejection of work and the Contractor will be required to correct the appearance prior to its acceptance for final payment.

Measurement. This work will be measured in place at the contract unit price per SQUARE YARD and shall include excavation of all material to the depth specified, placing topsoil, including all materials, labor, and equipment required to complete this work.

Basis of Payment: This work shall be paid for at the contract unit price per SQUARE YARD for TOPSOIL FOR LANDSCAPE BED, which price shall be payment in full for the work as specified herein, including excavation of all material to the depth specified and placing topsoil and mulch materials.

SP-58 WEED CONTROL, PRE-EMERGENT

Description: This work shall consist of spreading a pre-emergent granular herbicide in areas as shown on the plans or as directed by the Engineer. This item will be used in mulched plant beds.

Materials: The pre-emergent granular herbicide (Snapshot 2.5 TG or equivalent) shall contain the chemicals Trifluralin 2% active ingredient and Isoxaben with 0.5% active ingredient. The herbicide label shall be submitted to the Engineer for approval at least seventy-two (72) hours prior to application. This information must be posted onsite twenty-four (24) hours in advance of usage in accordance with the Illinois Pesticide Application on Rights-of-Way Notification Act.

Method: The pre-emergent granular herbicide shall be used in accordance with the manufacturer's directions on the package. The granules are to be applied prior to mulching.

Apply the granular herbicide using a drop or rotary-type designed to apply granular herbicide or insecticides. Calibrate application equipment to use according to manufacturer's directions. Check

frequently to be sure equipment is working properly and distributing granules uniformly. Do not use spreaders that apply material in narrow concentrated bands. Avoid skips or overlaps as poor weed control or crop injury may occur. More uniform application may be achieved by spreading half of the required amount of product over the area and then applying the remaining half in swaths at right angles to the first. Apply the granular herbicide at the rate of 100 lbs/acre (112 kg/ha) or 2.3 lbs/1000 sq. ft. (11.2 kg/1000 sq. meters).

Method of Measurement: This work will be measured in place at the contract unit price per POUND and shall include all materials, equipment, and labor necessary to complete with work. Areas treated after mulch placement shall not be measured for payment.

Basis of Payment: This work will be paid for at the contract unit price per POUND for WEED CONTROL, PRE-EMERGENT, which price shall include all materials, equipment, and labor necessary to complete the work as specified.

SP-59 PLANTING WOODY PLANTS

Description. This work shall consist of furnishing, transporting, and planting trees and shrubs in accordance with Section 253 of the Standard Specifications except as specified herein, as shown on the plans, and as directed by the Engineer. The work shall include all mulching, bracing, wrapping, watering, weeding, replacement of plants when required, including all materials, labor, and equipment required to complete this work.

Materials. Provide trees, shrubs, and accessories in accordance with Section 253 and Article 1081.01 of the Standard Specifications except as modified herein.

Provide quality, size, genus, species, and variety of trees and shrubs as shown on the plans in compliance with the "American Standard for Nursery Stock" latest edition.

All trees to be provided balled and burlapped. All shrubs to be provided either balled and burlapped or container grown.

Mulch shall be six-month old, well-rotted, shredded, native hardwood bark mulch, not larger than 4 inches in length and ½ inches in width, free of wood chips and sawdust.

Construction. This work shall be performed in accordance with Article 253 of the Standard Specifications.

Measurement. This work will be measured in place at the contract unit price per EACH for trees and shrubs shall include furnishing, transporting, and planting trees and shrubs including mulching, bracing, wrapping, watering, weeding, replacement of plants when required and all materials, labor, or equipment required to complete this work.

The contract unit price for mulch shall include furnishing, transporting, and placing mulch around tree and shrub plantings as shown on the plans, including all materials, labor, or equipment required to complete this work.

Basis of Payment. This work shall be paid for at the contract unit price per EACH for TREES (PER INDIVIDUAL PLANT CODE PAY ITEM) and SHRUBS (PER INDIVIDUAL PLANT CODE PAY

ITEM), and no additional compensation will be allowed. Refer to material list on planting plans for individual tree and shrub species.

SHREDDED BARK MULCH 3” shall be paid for at the contract unit price per SQUARE YARD and no additional compensation will be allowed.

SP-60 PLANTING PERENNIAL PLANTS

Description. This work shall consist of furnishing, transporting, and planting perennial plants in accordance with Section 254 of the Standard Specifications except as specified herein, as shown on the plans, and as directed by the Engineer. The work shall include preparing the planting area, planting, watering, weeding, replacement of plants when required, and maintaining perennial areas until the project completion date, including all materials, labor, and equipment required to complete this work.

Materials. Provide perennial plants and accessories in accordance with Article 10081.02 of the Standard Specifications except as modified herein.

Provide container grown perennial plants for ornamental planting areas as indicated on the plans of the quality, size, genus, species, and variety as shown on the plans in compliance with the “American Standard for Nursery Stock” latest edition.

Construction. This work shall be performed in accordance with Section 254 of the Standard Specifications except as modified herein.

Plant perennial plants equally spaced throughout landscape bed areas as shown on the plans.

Measurement. This work will be measured in place at the contract unit price per EACH and shall include furnishing, transporting, preparing the planting area, planting, watering, weeding, replacement of plants when required, and maintaining perennial areas until the project completion date, including all materials, labor, and equipment required to complete this work.

Basis of Payment. This work shall be paid for at the contract unit price per EACH for PERENNIAL PLANTS (PER INDIVIDUAL PLANT CODE PAY ITEM), and no additional compensation will be allowed.

SP-61 WATER SERVICE, METER, BACKFLOW PREVENTOR, ENCLOSURE

Description. This work shall consist of providing water services for the irrigation system at each location as shown on the plans. The work shall include all the labor, material, equipment, and services for the water service locations.

This work shall include all labor, material, equipment, tools, transportation, permits, and services to construct the irrigation system as designed and per approved shop drawings, in accordance with sections 561, 562, 563, and 565 of the Standard Specification for Road and Bridge Construction and the Standard Construction Details, except as herein modified.

Water Services.

Work described in the items WATER TAP, WATER VALVE ASSEMBLY, WATER METER IN VAULT, BACKFLOW PREVENTER (R.P.Z.), and WATER SERVICE LINE will collectively be described as Water Service Components within this specification. The Water Service Components are specified and will be paid for separately from the Irrigation System. A 1.5" line will be provided. All other components should be included in the unit price for the irrigation system.

Water Service Components must be installed prior to the installation of the irrigation system, unless otherwise approved by the Engineer.

The Water Service Components to be provided by General Contractor are shown on the plans. The number of water services and sizes shown on the plans have been designed to provide an adequate amount of water supply to service the areas to be irrigated (based on average water main pressure). If it is determined the Irrigation System requires a greater water supply to conform with the requirements of this specification the Irrigation Contractor must notify the Engineer immediately. Irrigation Contractor is to verify existing water pressure at the main and notify the Engineer of the results in writing.

The locations of Water Service Components are shown on the plans schematically. The location the Water Service Components will need to be verified in the field.

Electrical Services.

The electric service will be provided by the General Contractor. A 120v power wire will be provided. Coordinate with the Engineer for exact locations of service tap at the controller location. The Irrigation Contractor will be responsible to make the connections from the controller to the wire source provided by the General Contractor.

Codes and Standards.

Codes: All plumbing work shall be installed within applicable provisions of the Village building codes.

All devices and their installation must be in accordance with the Village Plumbing Code which incorporates Illinois Plumbing Code 2014.

Standards: Items listed to conform to ASTM, ANSI, or manufactures recommendations, for installation.

Any permits for the installation or construction of the work included under this contract which are required by any of the legally constituted authorities having jurisdiction, shall be obtained, and paid for by the Irrigation Contractor, each at the proper time. Irrigation Contractor shall also arrange for and pay all costs concerning any inspections and examinations required by these authorities.

Any necessary re-excavation or alterations to the system needed because of failure of the Contractor to have the required inspections, in the opinion of the Engineer, shall be performed at the Contractor's own expense.

Materials.

Water Meter.

Provided by the Village

Backflow Preventor.

Provide backflow preventor, size as appropriate for proposed irrigation system

Backflow Preventor Enclosure.

Provide metal enclosure appropriate size for backflow preventor, color: Black

Construction.**Site Conditions.**

Water service and electric service will be supplied by the General Contractor to a designated area in landscape planting for the purpose of the automatic irrigation system. It is the responsibility of the Irrigation Contractor to coordinate the location of the waterline and electric service with the General Contractor.

Water Supply.

Supply shall be from water service provided by General Contractor. The connection to this line, for irrigation purposes, is the responsibility of the Irrigation Contractor.

Measurement. This work will be measured in place at the contract unit price per EACH and shall include all labor, material, equipment, and services necessary to complete this work.

Basis of Payment. This work shall be paid for at the contract unit price per EACH for WATER SERVICE, METER, BACKFLOW PREVENTOR, ENCLOSURE including all labor, material, equipment, and services necessary, and no additional compensation will be allowed.

SP-62 AUTOMATIC IRRIGATION SYSTEM

Description. These specifications provide the performance requirements for an Irrigation Contractor to provide a design and installation for a fully operational irrigation system. The work shall consist of providing a design and having shop drawings approved by the Engineer for the labor, material, equipment, permits and services for the proper installation and completion of all planting irrigation work.

The Irrigation Contractor shall provide layout and design coordinated with the landscape requirements of the planting types and locations as shown on the plans.

This work shall include all labor, material, equipment, tools, transportation, permits, and services to construct the irrigation system as designed and per approved shop drawings, in accordance with sections 561, 562, 563, and 565 of the Standard Specification for Road and Bridge Construction and the Standard Construction Details, except as herein modified.

The irrigation system shall include a controlled valve distribution system. Irrigation Contractor shall furnish and install equipment as common in the industry, associated piping and incidentals as shown and specified.

The system shall be designed such that water at no time run off or spray onto the pavement. Irrigation Contractor is responsible for field adjustments and final spray head nozzles selections.

This work shall include monitoring and adjusting the completed system to assure healthy plant development.

Water Services.

Work described in the items WATER TAP, WATER VALVE ASSEMBLY, WATER METER IN VAULT, BACKFLOW PREVENTER (R.P.Z.), and WATER SERVICE LINE will collectively be

described as Water Service Components within this specification. The Water Service Components are specified and will be paid for separately from the Irrigation System. A 1.5" line will be provided. All other components should be included in the unit price for the irrigation system.

Water Service Components must be installed prior to the installation of the irrigation system, unless otherwise approved by the Engineer.

The Water Service Components to be provided by General Contractor are shown on the plans. The number of water services and sizes shown on the plans have been designed to provide an adequate amount of water supply to service the areas to be irrigated (based on average water main pressure). If it is determined the Irrigation System requires a greater water supply to conform with the requirements of this specification the Irrigation Contractor must notify the Engineer immediately. Irrigation Contractor is to verify existing water pressure at the main and notify the Engineer of the results in writing.

The locations of Water Service Components are shown on the plans schematically. The location the Water Service Components will need to be verified in the field.

Electrical Services.

The electric service will be provided by the General Contractor. A 120v power wire will be provided. Coordinate with the Engineer for exact locations of service tap at the controller location. The Irrigation Contractor will be responsible to make the connections from the controller to the wire source provided by the General Contractor.

Codes and Standards.

Codes: All plumbing work shall be installed within applicable provisions of the Village building codes.

All devices and their installation must be in accordance with the Village Plumbing Code which incorporates Illinois Plumbing Code 2014.

Standards: Items listed to conform to ASTM, ANSI, or manufactures recommendations, for installation.

Any permits for the installation or construction of the work included under this contract which are required by any of the legally constituted authorities having jurisdiction, shall be obtained, and paid for by the Irrigation Contractor, each at the proper time. Irrigation Contractor shall also arrange for and pay all costs concerning any inspections and examinations required by these authorities.

In all cases where inspection of the sprinkler system work is required and/or where portions of the work are specified to be performed under the direction and/inspection of the Engineer, the Irrigation Contractor shall notify the Engineer at least 48 hours in advance of the time and such inspection and/or direction is required.

Any necessary re-excavation or alterations to the system needed because of failure of the Irrigation Contractor to have the required inspections, in the opinion of the Engineer, shall be performed at the Irrigation Contractor's own expense.

Design.

The Irrigation Contractor shall be licensed with the State of Illinois as a Plumbing Contractor. Each bidder shall be certified with the Irrigation Association (IA) as a Certified Contractor (CIC). The Irrigation Contractor shall provide a copy of their certification and a current copy of his Illinois State Plumbing License, and Cross Connection Control Device Inspector License.

The design will follow these guidelines:

1. Max velocity = 5 ft per sec.
2. Irrigation Design: Utilize a combination of spray heads. Maximize use of spray heads, unless existing water main pressure is not sufficient, then drip tubes can be used.
3. PSI variance: All spray heads should operate at 3 psi of every spray head within a zone. All zones should operate at 3 psi of every zone within a system.
4. Angle of Trajectory: Should be calculated so that the spray will be above the expected mature plant elevation.
5. Run Times: The system must achieve 12" of precipitation per week given 3 8-hour watering run times per week.
6. Controller: Contractor shall be responsible for coordinating with Electrical Contractor for location of a new controller.
7. Wiring size: calculations must be made to account for voltage drops and any splicing must be reflected on the shop drawings.
8. Pump sizes: Pumps are not expected but if required, are to be the most efficient for the application.

Submittals.

Shop Drawings will be prepared by a Licensed Irrigation Contractor or a Licensed Plumber in the State of Illinois, detailing pipe and equipment layout, fabrication, and installation of irrigation systems. Indicate plans, elevations, and dimensions, including all accessories.

When the irrigation system is complete and ready for inspection, the Irrigation Contractor shall notify the Engineer that the said system is ready for inspection. It shall be the responsibility of the Irrigation Contractor or his representative to request the inspection and see that it is completed.

Guarantee.

The Irrigation Contractor shall furnish a written warranty to the effect that all materials and work furnished under this section is warranted for at least one year, shall be free from defects and faulty workmanship and that any defective material or work shall be promptly repaired or replaced without additional cost to the Village within 72 hours.

Materials.

Manufacturers and Minimum Requirements.

All products list herein are approved. However, the Irrigation Contractor can specify other products. These will be subject to review for approval by the Engineer prior to installation. Judgment of whether a product is equal to the approved will be based on the product information sheet, and the Village's past experiences with products.

1. Acceptable manufacturers: Rain Bird Corporation or approved equal

PVC or Polyethylene Piping and Fittings.

All sprinkler piping mainlines and lateral pipe shall be SDR-21, Class 200, Polyvinyl Chloride (PVC) with a minimum pressure rating of 200 PSI. Pipe shall be permanently and continuously marked with the manufacturer's name, trademark, size, type, and National Sanitation Foundation (NSF) seal of approval. Pipe shall conform to the requirements of Commercial Standard CFS-256 and ASTM D-2241. PVC pipe shall be as manufactured by Crestline Plastic Pipe Co. Inc. or approved equal.

All PVC fitting shall be solvent weld, Schedule 40 and shall conform to ASTM D-2466. Fittings shall be manufactured from PVC Type I materials and shall meet National Sanitation Foundation (NSF) standards. PVC fittings shall be as manufactured by Spears Manufacturing Company or approved equal. PVC fittings shall be joined with an approval PVC primer and cement.

Polyethylene piping 1" thru 2" can be used for lateral piping, (downstream of solenoid). The pipe shall be polyethylene NT80 irrigation pipe SDR-15 PE3408 NSF-PW ASTM D 2239 PPFA manufactured by Crestline. The pipe must be permanently continuously labeled accordingly. The insert fittings are to be ASTM D 2609 and National Sanitation Foundation Standard #14 plastic fittings for potable water. Plastic insert fittings for polyethylene plastic pipe are manufactured by Spears Manufacturing Company.

Irrigation Controller.

Each location to include a Hunter X-Core controller.

Automatic Control Valves.

Automatic Control Valve shall be female pipe inlet and female pipe outlet connection. The diaphragm shall be of rubber construction to retain flexibility and provide maximum sealing throughout its area.

The valve shall have a manual flow control, with a hand-operated, rising-type flow control stem with control wheel/handle. All parts shall be serviceable without removing valve from the line.

18" solenoid lead wires shall be attached to a 24 VAC, 50/60 cycle solenoid with waterproof molded coil. The valves shall be held normally closed by internal water pressure.

Heads, Spray, Swing Joints.

The Sprinkler Heads shall be fixed spray type designed for in-ground installation. The body of the sprinkler shall be constructed of non-corrosive heavy-duty cyclac. The sprinkler heads shall have a riser screen filter to prevent entry of foreign materials to the nozzle. All parts shall be removable through the top of the sprinkler case. The sprinkler heads shall have a stainless-steel retraction spring to ensure positive pop-down and shall have a Conilip seal and cap to provide improve sealing.

The sprinkler heads shall be of pop-up design with an overall body height of 6 1/4" and have a pop-up stroke of 4 1/4". The Spray Heads shall be Model 1812 for landscaped areas as manufactured by the Rainbird or approved equal. For turf areas Model 1804 or approved equal is permitted provided that available pressure does not allow for the use of rotary heads.

All head will be installed with swing joints. Sprinkler head swing joints are to be factory assembled PVC swing joints constructed of 315-psi pressure rated materials. Swing joints shall be three-elbow construction with pre-lubricated buttress threaded connections and double O-Ring seals. Sprinkler head swing joints shall be Number 5807-01012 as manufactured by Spears Manufacturing Company, Sylmar, California or approved equal.

Control Wiring.

The irrigation control wire shall be a minimum of 14-gauge, single conductor, low energy circuit cable. A single 12-gauge single conductor white control wire shall be utilized as the common wire and connected in series to each valve. Zone wire shall be red, yellow, or orange in color.

Valve Boxes.

Valve Access Boxes shall be constructed of a combination of polyolefin and fibrous inorganic components (Superflexon Plastic) which is chemically inert and normally unaffected by moisture, corrosion and the effects of temperature change. Valve Boxes shall have a tensile strength of 3,400 psi. The lids and boxes will be green for turfed areas and brown for mulched areas.

Sleeves.

Sleeves shall be twice the nominal size of the pipe to be carried within, unless noted differently. Sleeves for control wire only shall be 2" diameter, placed alongside (or above) each sleeve for the mainline.

Construction.**Site Conditions.**

Water service and electric service will be supplied by the General Contractor to a designated area in landscape planting for the purpose of the automatic irrigation system. It is the responsibility of the Irrigation Contractor to coordinate the location of the waterline and electric service with the General Contractor.

Water Supply.

Supply shall be from water service provided by General Contractor. The connection to this line, for irrigation purposes, is the responsibility of the Irrigation Contractor.

Installation of Main and Lateral Piping.

When preparing pipe of installation, pipe shall be cut clean and square with all burrs removed prior to solvent welding. Pipe must be free of all dust, dirt, moisture, grease, oil, or any other foreign material.

Pipe shall be joined by solvent welding method using a quality primer and cement applied according to the manufacturer's recommendation. Excess solvent shall be wiped cleaned from the pipe and fittings.

For polyethylene pipe, the insert fittings are to be clamped with stainless steel clamps. All fittings are to be double clamped securely over the barbs on fittings.

Installation of Irrigation Controllers.

Irrigation controller should be coordinated with the Engineer and General Contractor and shall be installed at the location indicated on the shop drawings. The low voltage irrigation control wiring is to be installed in 2" steel heavy wall electrical conduit for protection. The conduit shall run from the controller, down and out 12" into the soil area. Conduit fittings are to be used to make 90 degree turn backs on the conduit at points of exit from the walls. (In no case shall the low voltage irrigation control wiring be installed in Class 160 or 200 PVC sprinkler pipe and Schedule 40 PVC 90-degree elbows).

The irrigation contractor is responsible for obtaining any electric permits required for the low voltage wiring.

Installation of Automatic Control Valves.

The automatic control valves are to be installed at the locations indicated on the shop drawings. All PVC shall conform to the Section 1. PVC Piping and Fittings. Schedule 80 toe-nipples are to be used on the upstream and downstream sides of the valve. Wire splicing for valves to follow this specification, CONTROL WIRING. Valves shall be assembled so that they fit comfortably and properly in the valve boxes allowing sufficient room for service. Every effort should be made to install the valves, and valve boxes, in a location where they will not interfere with foot traffic or the maintenance of the landscape.

Installation of Heads, Rotary, Spray, and Swing Joints

Sprinkler heads shall be installed flush and level with existing grades. Where sprinkler heads are installed in plant beds, the sprinkler heads must be installed 4" from the edge of plant bed areas. Soil around sprinkler head shall be tightly compacted.

All lines are to be flushed clean of debris prior to the installation of any rotary sprinkler head. Sprinkler heads are to be adjusted so that spray arc does not swing out into roadways or against buildings. Radius is also to be adjusted so that the sprinkler stream does not throw into roadways or against buildings.

All pop-up spray heads shall be thoroughly flushed prior to installation of sprinkler nozzles. All spray nozzles are to be adjusted for arc and radius of throw. Care shall be taken in nozzles selection to minimize overthrow to sidewalks, planted areas, and paved areas.

Installation of Control Wiring.

Every other solenoid valve should have a spare control wire running from the irrigation controller. The spare wires should be marked at both termination points. The irrigation control wires are to be bundled and taped together at five-foot intervals. An expansion loop shall be provided every 100 feet, at every 90-degree angle, and at each valve location. Where irrigation control wiring is installed by itself, the minimum depth of cover shall be 24". Under no circumstance shall the control wires be pulled through the ground. If a vibratory plow is utilized to install control wire, the plow must be used with a wire or cable-laying blade, which allows for cable installation without pulling the wire through the ground. Where the irrigation control wire is installed in a common trench with the sprinkler main piping, the control wire is to be installed first and covered with two inches of clean soil. The sprinkler main piping shall then be installed above the control wiring.

Splicing is not permissible unless approved on the shop drawings. If splicing has been approved all splices shall be waterproof with Scotch DBY Splice Kits. Should splices be required other than at valves locations, those splices must be installed in a valve box and noted on the As Built Plans. Under no circumstances shall splices be buried. Splice Kits shall be Scotch DBY Direct Bury Splice Kit as manufactured by Electric Products Division/3M, St. Paul, MN or approved equal.

Installation of Valve Boxes.

Each automatic control valve shall be installed in a valve box. A minimum of two valve boxes shall be stacked. The valve boxes shall be installed so that the valve is centered in the box allowing sufficient room for servicing of the valves. Clearance between the highest part of the valve and the bottom of the valve box lid shall be 2" minimum. The lid must not be too deep for convenient service. Clearance between the top of the piping and the bottom of the valve box shall be a minimum of 1". The valve box must not rest on the pipe. Each valve box is to be installed flush and plumb with the existing soil grade. As a part of the valve box installation 3 to 4 inches of 2 to 1 inch stone, free of fines should be placed so that the top of the stone is 2" below the valve.

Hydrostatic Testing.

The test shall consist of pressurizing the mainline piping system to a minimum of 150 PSI for a period of two hours.

During the test, the piping system shall maintain 150 PSI with an allowable pressure drop of not more than 5 PSI, if any deficiencies in the piping system are found, the piping or fittings shall be repaired or replaced at no additional cost to the owner.

Pressure and Flow Testing.

A test will be taken of the static pressure on the upstream and downstream sides of the RPZ valve. A pressure reading is to be taken at each zone while each zone is running. The flow rate is to be recorded from the water meter at each running zone for a 5-minute period. This information shall be recorded on the As-Built drawings.

As Built Drawings.

Upon completion of the installation the contractor will submit an As-Built drawing of the completed project. The drawing will show the accurate location of all valves, quick couplers, mainline, wire splices, backflow devices, and controllers. The drawing shall also show the approximate location of sprinkler heads and lateral lines. Each controller shall be labeled on the plan alphabetically starting with A and the zones controlled by that controller shall be labeled A-1, A-2, A-3...etc.

Demonstration.

Demonstrate to Village's maintenance personnel operation of equipment, sprinklers, specialties, and accessories. Review operating and maintenance information. Provide 7 days' notice to all parties in advance of each demonstration.

Operational Testing.

Demonstrate to the Engineer that system meets coverage requirements and that automatic controls function properly.

Coverage requirements are based on operation of one circuit at a time, unless noted differently.

Spare Parts.

Submit spare parts as pertains to warranted materials, described by manufacturers' warranties.

Provide:

1. Two extra sprinkler heads of each size and type.
3. Owners/operational manuals available on controller, heads, and valves.

Clean Up.

Remove debris, resulting from work of this Section, from the site.

Adjustment.

After completion of grading and planting, irrigation contractor shall return to the jobsite to perform any final adjustments to the system which might be deemed necessary.

Maintenance shall include, in addition to initial start-up, one winterization and one spring start-up. Re-set heads twice, as directed, if necessary.

Measurement. The work will not be measured but will be considered complete when the irrigation system is complete, installed, tested, and approved.

Basis of Payment. This work shall be paid for at the contract unit price per LUMP SUM for IRRIGATION SYSTEM including all labor, material, equipment, and services necessary for providing the landscape irrigation systems in a serviceable, fully operational manner, including, but not limited to, excavation, backfilling, sprinkler heads, solenoid control valves, isolation valves, valve boxes, automatic controls, system testing, owner personnel training, piping, equipment identification, plumbing permits, inspection fees, valve tags, charts, supports, sleeves, fittings, valves, and accessories.

SP-63 GFCI POWER PEDESTAL

Description.

This work shall be performed in accordance with Sections 817 and 821 of the Standard Specifications insofar as applicable and as detailed on the Plans.

Materials.

Manufacturer, Fabricator, Supplier: Pedoc Power Solutions
 Address: 600 W. Carboy Road, Mt. Prospect, IL 60056
 Phone: 888-518-0330
 Website: www.pedocpower.com

Product Description: 4x4 Flush Style, Hinged Cover, 2-Gang, Surface Mount
 Product Number: 4FMIM18-C-HT-B-2
 Size: 4x4, 18" Height
 Accessories: 2-Gang
 Color/Finish: Black (B)

Measurement. This work will be measured in place at the contract unit price per EACH and shall include all work necessary to procure, assemble, and install the power pedestals as recommended by the manufacturer and as shown on the plans, including all materials, labor, and equipment required to complete this work.

Concrete foundations for power pedestals will not be measured separately and will be included as part of the power pedestal pay item.

Basis of Payment. This work shall be paid for at the contract unit price per EACH for GFCI POWER PEDESTAL and no additional compensation will be allowed.

Pedestal foundation will be paid for separately as POWER PEDESTAL FOUNDATION, METAL.

SP-64 POWER PEDESTAL FOUNDATION, METAL

Description. This work shall be performed in accordance with Section 836 of the Standard Specifications insofar as applicable and as detailed on the Plans.

Contractor is responsible for installation of foundations and coordinating with other trades and aspects of the project.

Foundation shall be similar to the foundation, Cat. No. T112-0514 manufactured by A.B. Chance / Hubbell Power Systems. Baseplate size and bolt circle diameter must be sufficient to accommodate the mounting configuration of the actual GFCI outlet pedestal unit being provided.

This work shall not be paid for separately but shall be included in the contract unit price per each for POWER PEDESTAL FOUNDATION, METAL which price shall be payment in full for all labor, materials, equipment and incidental expenses as necessary to complete this work as specified and as indicated on the Plans.

SP-65 SHADE STRUCTURE

Description. This work shall consist of furnishing, transporting, assembling, and placing shade structures as specified herein, as shown on the plans, and as directed by the Engineer. Installation of Scenic structures to be provided by manufacturer.

Submittals. Prior to fabrication, prepare and submit shop drawings for the Shade Structures. Shop drawing submittals shall include individual descriptions, dimensions, and materials for all materials. Include details showing typical cross sections, elevations, connections, electrical handholes, festoon lighting, solar power system and any other special conditions. Issued shop drawings to be reviewed and stamped by licensed Illinois Structural Engineer; include structural calculations.

Submit manufacturer's literature, certificates and color samples of finish material to the Engineer for review and approval prior to fabrication.

Materials.

Manufacturer, Fabricator, Supplier: Landscape Forms, Inc
 Address: 7800 East Michigan Avenue, Kalamazoo, MI 49048
 Phone: 800-430-6209
 Website: www.landscapeforms.com

Product Description: Scenic Structure System

Sizes:

	Size	Roof Louvers	Horizontal Louvers
Area 1	13'-9" x 29'-0" x 9'-2"	Motorized	Fixed - 3 Panels
Area 2	13'-9" x 29'-0" x 9'-2"	Motorized	Fixed - 3 Panels
Area 3	47'-0.25" x 9'10" x 9'-2"	Motorized	None
Area 4	47'-0.25" x 9'10" x 9'-2"	Motorized	Fixed - 2 Panels
Area 5	59'-0.25" x 9'10" x 9'-2"	Motorized	Fixed - 12 Panels

Accessories: Controller

Color/Finish: to be selected from manufacturer's standard color range

Special Instructions: Unloading and storage by general contractor.

Construction. Contractor to coordinate assemble and installation of the shade structures with manufacturer, to be installed at locations shown on the plans and per approved shop drawings. Layout

concrete post foundations, horizontal and vertical locations, for Engineer review and approval prior to installation. Install concrete foundations and after properly cured, assemble, and anchor the shade structure per manufacturer recommendations as shown in the shop drawings. Where exposed, hardware to match the trellis color.

Provide openings in the posts and other members to allow for installation of ¾" flexible conduits to be used for the trellis lighting system and receptacles. See the Lighting and Electrical plans and details for locations of the lights and receptacles. Detail opening locations on the shop drawings.

Measurement. This work will be measured in place at the contract unit price per EACH and shall include all work necessary to procure, fabricate, assemble, and erect the shade structure as recommended by the manufacturer and as shown on the plans, including all materials, labor, and equipment required to complete this work.

Concrete foundations for shade structures will not be measured separately and will be included as part of the shade structure pay item.

Basis of Payment. This work shall be paid for at the contract unit price per EACH for SHADE STRUCTURE and no additional compensation will be allowed.

Concrete foundation for shade structure will not be paid for separately and will be included in SHADE STRUCTURE pay item.

SP-66 FESTOON LIGHTING

Description. This work shall consist of furnishing, transporting, assembling, and installing the festoon lighting at SHADE STRUCTURES as specified herein, as shown on the plans, and as directed by the Engineer.

Materials.

Manufacturer: Tivoli Lighting

Phone: 714-957-6101

Website: www.tivolilighting.com

Supplier: KSA Lighting & Controls

Phone: 630-307-6955

Website:

Product Description: Litesphere True RGB+W

Product Number: LST-BK-24-RGBW-CL-10-24

Size: 24" O.C. Suspended Cable Mounted

Accessories: Dark Sky Shade, TivoCUE10 Controller

Color/Finish: Black

Special Instructions: Provide shop drawings for festoon lighting at each structure for review and approval by Owners Representative. Coordinate with shade structure manufacturer as required to coordinate wiring, connections, battery/enclosure and controller locations.

Measurement. The work will not be measured but will be considered complete when the festoon lighting system is complete, installed, tested, and approved.

Basis of Payment. This work shall be paid for at the contract unit price per LUMP SUM for FESTOON LIGHTING including all labor, material, equipment, and services necessary for providing the lighting systems in a serviceable, fully operational manner, including, but not limited to layout, customizable controls, system testing, owner personnel training, mounting, supports, fittings, accessories.

SP-67 SOLAR POWER SYSTEM, COMPLETE

Description. This work shall consist of furnishing, transporting, assembling, and installing the solar power system at SHADE STRUCTURES as specified herein, as shown on the plans, and as directed by the Engineer.

Materials.

Manufacturer: Lumos Solar
Address: 555 Aspen Ridge Drive, Lafayette, CO 80466
Phone: 303-449-2394
Website: www.lumossolar.com

Supplier/Installer: Halo Solar
Phone: 309-533-8572
Website: www.halosolar.net
Email: MBishop@halosolar.net

Product Description: Lumos Solar Vision S-48-285-29-IM Solar Modules With Vision S Standard Duty Racking

Accessories: Tigo rapid shutdown device, inverter with charge controller, 12V battery, battery enclosure

Color/Finish: Standard

Special Instructions: Provide shop drawings for system at each structure for review and approval by Owners Representative. Coordinate with shade structure manufacturer as required to coordinate wiring, racking connections, battery/enclosure and controller locations.

Measurement. The work will not be measured but will be considered complete when the solar power system is complete, installed, tested, and approved.

Basis of Payment. This work shall be paid for at the contract unit price per LUMP SUM for SOLAR POWER SYSTEM, COMPLETE including all labor, material, equipment, and services necessary for providing the solar systems in a serviceable, fully operational manner, including, but not limited to layout, customizable controls, system testing, owner personnel training, mounting, supports, fittings, accessories.

SP-68 BOLLARD

Description. This work shall consist of furnishing, transporting, assembling, and placing bollards as specified herein, as shown on the plans, and as directed by the Engineer.

Materials.

Manufacturer: Reliance Foundry

Address: 545 Kimberly Dr, Carol Stream, IL 60188
Phone: (877) 789-3254
Website: <https://www.reliance-foundry.com/>

Product Description: Bollard, Removeable
Product Number: R-7551
Size: 35 3/4"
Accessories:
Color/Finish: Black Textured Semi Gloss
Special Instructions: Anchor casting in new concrete

Product Description: Bollard, Crash-Rated
Product Number: R-1009-12-SM
Size: 39"
Accessories:
Color/Finish: NA

Product Description: Bollard, Crash-Rated-Decorative Cover
Product Number: R-7743-FL
Size: 44"
Accessories:
Color/Finish: Black Textured Semi Gloss

Construction. Assemble and install bollards at locations as shown on the plans. Anchor bollards with appropriately sized fasteners as recommended by the manufacturer, and as shown on the plans.

Measurement. This work will be measured in place at the contract unit price per EACH and shall include assembly and all hardware necessary to attach the bollard as recommended by the manufacturer and as shown on the plans, including all materials, labor, and equipment required to complete this work.

Concrete foundation for bollard will not be measured separately and will be included as part of the bollard pay item.

Basis of Payment. This work shall be paid for at the contract unit price per EACH for BOLLARD, REMOVABLE and BOLLARD, CRASH-RATED and no additional compensation will be allowed.

Crash-rated decorative cover to be included in BOLLARD, CRASH-RATED pay item.

Concrete foundation for bollard will not be paid for separately and will be included in BOLLARD, REMOVABLE and BOLLARD, CRASH-RATED pay items.

SCHEDULE OF PRICES:**BASE BID: LOCATIONS 2, 4, AND 5**

ITEM NO.	ITEMS	UNIT	QTY	UNIT PRICE	TOTAL PRICE
GENERAL CONDITIONS					
1	PRECONSTRUCTION VIDEOTAPING	L SUM	3.0	2,958.33	8,874.99
2	TRAFFIC CONTROL, MAINTENANCE OF TRAFFIC	LSUM	3.0	2,200.00	6,600.00
3	MOBILIZATION	L SUM	3.0	12,200.00	36,600.00
4	CONSTRUCTION STAKING	L SUM	3.0	6,500.00	19,500.00
5	TREE PROTECTION	EACH	1.0	200.00	200.00
6	TREE ROOT PRUNING	FOOT	10.0	30.00	300.00
7	PERIMETER EROSION BARRIER	FOOT	645.0	6.00	3,870.00
8	EXPLORATORY TRENCH (SPECIAL)	FOOT	60.0	55.00	3,300.00
9	STREET SWEEPING AND DUST CONTROL	HOURL	6.0	275.00	1,650.00
10	AGGREGATE FOR TEMPORARY ACCESS	TON	68.0	35.00	2,380.00
11	TEMPORARY FENCE	FOOT	645.0	6.00	3,870.00
12	TEMPORARY INFORMATION SIGNING	SQFT	78.0	18.00	1,404.00
SITE PREPARATION AND REMOVALS					
13	SITE FURNISHINGS TO BE REMOVED / RELOCATED	EACH	7.0	465.00	3,255.00
14	LANDSCAPE REMOVAL ALLOWANCE	EACH	1.0	2,500.00	2,500.00
15	TREE REMOVAL	EACH	4.0	1,000.00	4,000.00
16	HMA PAVEMENT REMOVAL (FORMERLY PAVEMENT REMOVAL)	SQ FT	175.0	4.25	743.75
17	PCC PAVEMENT REMOVAL (FORMELY CONCRETE PAVEMENT REMOVAL)	SQ FT	1480.0	3.75	5,550.00
18	SIDEWALK REMOVAL	SQ FT	6455.0	3.25	20,978.75
19	CONCRETE CURB AND GUTTER REMOVAL	FOOT	430.0	15.50	6,665.00
20	REMOVING INLETS	EACH	2.0	375.00	750.00
21	INLET FILTERS	EACH	3.0	235.00	705.00
22	RELOCATE SIGN PANEL ASSEMBLY - TYPE A	EACH	2.0	600.00	1,200.00
EARTHWORK					
23	EARTH EXCAVATION, SPECIAL - FOOTING DEPTH FOR SEAT WALLS	CUYD	48.8	94.75	4,623.80
24	EARTH EXCAVATION, SPECIAL - 24" DEPTH FOR PLANTING	CU YD	99.0	95.55	9,459.45

25	EARTH EXCAVATION, SPECIAL - FOOTING FOR SCULPTURE	CU YD	3.0	579.25	1,737.75
26	EARTH EXCAVATION, SPECIAL - FOOTING DEPTH FOR SHADE STRUCTURE	CU YD	14	915.70	12,819.80
27	REMOVAL AND DISPOSAL OF UNSUITABLE MATERIAL	CY YD	150.8	95.25	14,363.70
	UTILITIES				
28	WATER VALVES TO BE ADJUSTED	EACH	1.0	235.00	235.00
29	FIRE HYDRANTS TO BE ADJUSTED	EACH	1.0	2,495.00	2,495.00
30	DOMESTIC WATER SERVICE BOXES TO BE ADJUSTED	EACH	2.0	211.00	422.00
31	FRAMES AND LIDS, TYPE 1, OPEN LID	EACH	1.0	441.00	441.00
32	FRAMES AND LIDS, TYPE 1, CLOSED LID	EACH	1.0	441.00	441.00
33	DRAINAGE & UTILITY STRUCTURES TO BE ADJUSTED	EACH	7.0	246.75	1,727.25
34	INLETS, TYPE A, TYPE 1 FRAME, OPEN LID	EACH	1.0	3,435.00	3,435.00
35	MANHOLES, TYPE A, 4'-DIAMETER, TYPE 1 FRAME, CLOSED LID	EACH	1.0	8,075.50	8,075.50
36	CATCH BASINS, TYPE C, TYPE 1 FRAME, OPEN LID	EACH	1.0	3,575.00	3,575.00
37	STORM SEWER REMOVAL 12"	FOOT	15.0	48.50	727.50
38	STORM SEWERS, RUBBER GASKET, CLASS A, TYPE 1 12"	FOOT	16.0	199.45	3,191.20
39	STORM SEWER INSTALLATION 4"	FOOT	30.0	134.05	4,021.50
40	SANITARY MANHOLES TO BE REMOVED	EACH	1.0	7,009.50	7,009.50
41	SANITARY MANHOLES, 4'-DIAMETER, TYPE 1 FRAME, CLOSED LID	EACH	1.0	12,628.00	12,628.00
42	SANITARY SEWERS, 8" PVC	EACH	12.0	283.05	3,396.60
	PAVING AND CURBS				
43	COMBINATION CONCRETE CURB AND GUTTER, TYPE B-6.12	FOOT	437.0	56.06	24,498.22
44	CONCRETE CURB, TYPE B, 6"	FOOT	196.0	52.75	10,339.00
45	PORTLAND CEMENT CONCRETE SIDEWALK, 5 INCH, CALIFORNIA FINISH	SQ FT	4735.0	14.20	67,237.00
46	PORTLAND CEMENT CONCRETE SIDEWALK, 5 INCH, SCORED PATTERN	SQ FT	1835.0	13.76	25,249.60
47	CLASS B PATCHES, 10 INCH	SQ YD	190.0	175.50	33,345.00
48	CLASS D PATCHES (SPECIAL)	SQ YD	90.0	186.00	16,740.00
49	DETECTABLE WARNINGS	SQ FT	50.0	32.95	1,647.50
50	PAVEMENT MARKINGS, SPECIAL (COLORED TEXTURED CROSSWALK)	SQFT	1904.0	23.65	45,029.60
51	MODIFIED URETHANE PAVEMENT MARKING - LETTERS AND SYMBOLS	SQ FT	7.0	8.50	59.50

52	MODIFIED URETHANE PAVEMENT MARKING - LINE 6"	FOOT	768.0	9.50	7,296.00
53	GROOVING FOR RECESSED PAVEMENT MARKING 7"	FOOT	768.0	3.50	2,688.00
54	GROOVING FOR RECESSED PAVEMENT MARKING, LETTERS AND SYMBOLS	SQ FT	24.0	3.00	72.00
55	PAVEMENT MARKING REMOVAL - GRINDING	SQ FT	1904.0	1.00	1,904.00
	CAST-IN-PLACE CONCRETE AND MASONRY				
56	PUBLIC ART- CONCRETE FOUNDATION	CU YD	4	983.35	3,933.40
57	SHADE STRUCTURE- CONCRETE FOUNDATION	CU YD	14	660.90	9,252.60
58	MASONRY SEAT WALL- CONCRETE FOUNDATION	CU YD	49	3,096.55	151,730.95
59	MASONRY SEAT WALL	FOOT	182	490.00	89,180.00
	SIGNAGE				
60	GATEWAY SIGN, COMPLETE	EACH	1	67,900.00	67,900.00
	SITE FURNISHINGS				
61	BENCH	EACH	2.0	2,601.55	5,203.10
62	TRASH RECEPTACLE	EACH	3.0	2,431.05	7,293.15
63	RECYCLING RECEPTACLE	EACH	3.0	2,795.50	8,386.50
64	PLANTER 1- (36" dia x 24" h) S	EACH	3.0	2,467.10	7,401.30
65	PLANTER 2 - (48" dia x 30" h) M	EACH	6.0	4,105.00	24,630.00
66	PLANTER 3 - (32" dia x 48" h) T	EACH	3.0	3,311.30	9,933.90
67	BIKE RACK	EACH	8.0	708.00	5,664.00
	PLANTING				
68	TOPSOIL FOR LANDSCAPE BED (24" DEPTH)	CU YD	100.0	85.00	8,500.00
69	WEED CONTROL, PRE-EMERGENT	LBS	40.0	5.00	200.00
70	SHADE TREE	EACH	4.0	800.00	3,200.00
71	DECIDUOUS SHRUB	EACH	54.0	75.00	4,050.00
72	EVERGREEN SHRUB	EACH	20.0	75.00	1,500.00
73	ORNAMENTAL GRASS	EACH	64.0	35.00	2,240.00
74	PERENNIAL & GRASSES	EACH	139.0	35.00	4,865.00
75	MULCH PLACEMENT - 3" DEPTH	CU YD	14.0	85.00	1,190.00
76	SUPPLEMENTAL WATERING	UNIT	15.0	0.10	1.50
	IRRIGATION				
77	WATER SERVICE, METER, BACKFLOW PREVENTOR, ENCLOSURE	EACH	4	15,800.00	63,200.00
78	AUTOMATIC IRRIGATION SYSTEM ALLOWANCE	SF	1330	11.50	15,295.00
	LIGHTING AND ELECTRICAL				

79	ELECTRICAL SERVICE INSTALLATION	EACH	2	3,000.00	6,000.00
80	ELECTRIC UTILITY SERVICE CONNECTION	L SUM	2	15,000.00	30,000.00
81	POWER PEDESTAL FOUNDATION, METAL	EACH	4	1,500.00	6,000.00
82	GFCI POWER PEDESTAL	EACH	4	1,950.00	7,800.00
83	SECONDARY SERVICE PEDESTAL	EACH	2	1,580.00	3,160.00
84	REMOVAL OF LIGHTING UNIT, SALVAGE	EACH	2	1,650.00	3,300.00
85	REMOVAL OF POLE FOUNDATION	EACH	2	700.00	1,400.00
86	HANDHOLE, COMPOSITE CONCRETE	EACH	2	1,860.00	3,720.00
87	HANDHOLE, COMPOSITE CONCRETE W/JBOX	EACH	1	2,540.00	2,540.00
88	UNIT DUCT, 600V, 2-1/C NO. 10, 1-1/C NO. 10 GROUND, (XLP-TYPE USE), 3/4" DIA. POLYETHYLENE	FOOT	550	26.00	14,300.00
89	UNIT DUCT, 600V, 4-1/C NO. 10, 1-1/C NO. 10 GROUND, (XLP-TYPE USE), 1" DIA. POLYETHYLENE	FOOT	100	28.00	2,800.00
90	UNIT DUCT, 600V, 2-1/C NO.3, 1/C NO.3 GROUND, (XLP-TYPE USE), 1 1/2" DIA. POLYETHYLENE	FOOT	315	42.00	13,230.00
	BOLLARDS				
91	SIDEWALK REMOVAL	SQ FT	215	4.35	935.25
92	PORTLAND CEMENT CONCRETE SIDEWALK, 5 INCH, SCORED PATTERN	SQ FT	215	14.85	3,192.75
93	UNIT PAVER REMOVAL, SALVAGE, AND REINSTALLATION	SQ FT	80	16.30	1,304.00
94	BOLLARD, CRASH RATED (MAIN AND GRANT)	EACH	9	9,414.00	84,726.00
95	BOLLARD, REMOVABLE	EACH	5	4,215.00	21,075.00
	TOTAL BASE BID				1,166,060.86

ALTERNATE BID 1: LOCATIONS 1 AND 3

ITEM NO.	ITEMS	UNIT	QTY	UNIT PRICE	TOTAL PRICE
	GENERAL CONDITIONS				
96	PRECONSTRUCTION VIDEOTAPING	L SUM	2.0	2,958.33	5,916.66
97	TRAFFIC CONTROL, MAINTENANCE OF TRAFFIC	LSUM	2.0	2,500.00	5,000.00
98	MOBILIZATION	L SUM	2.0	13,900.00	27,800.00
99	CONSTRUCTION STAKING	L SUM	2.0	6,500.00	13,000.00
100	TREE PROTECTION	EACH	2.0	200.00	400.00
101	TREE ROOT PRUNING	FOOT	30.0	20.00	600.00
102	PERIMETER EROSION BARRIER	FOOT	410.0	6.00	2,460.00

103	EXPLORATORY TRENCH (SPECIAL)	FOOT	40.0	54.00	2,160.00
104	STREET SWEEPING AND DUST CONTROL	HOUR	4.0	275.00	1,100.00
105	AGGREGATE FOR TEMPORARY ACCESS	TON	42.0	35.00	1,470.00
106	TEMPORARY FENCE	FOOT	410.0	6.00	2,460.00
107	TEMPORARY INFORMATION SIGNING	SQFT	78.0	78.00	6,084.00
	SITE PREPARATION AND REMOVALS				
108	SITE FURNISHINGS TO BE REMOVED / RELOCATED	EACH	5.0	464.32	2,321.60
109	LANDSCAPE REMOVAL ALLOWANCE	EACH	1.0	5,000.00	5,000.00
110	TREE REMOVAL	EACH	1.0	2,300.00	2,300.00
111	HMA PAVEMENT REMOVAL (FORMERLY PAVEMENT REMOVAL)	SQ FT	1020.0	4.25	4,335.00
112	PCC PAVEMENT REMOVAL(FORMELY CONCRETE PAVEMENT REMOVAL)	SQ FT	550.0	3.75	2,062.50
113	SIDEWALK REMOVAL	SQ FT	3195.0	3.15	10,064.25
114	CONCRETE CURB AND GUTTER REMOVAL	FOOT	170.0	15.55	2,643.50
115	PLANTER CURB REMOVAL	FOOT	20.0	32.20	644.00
116	SEAT WALL REMOVAL	FOOT	35.0	140.25	4,908.75
117	REMOVING INLETS	EACH	3.0	375.31	1,125.93
118	INLET FILTERS	EACH	5.0	235.00	1,175.00
	EARTHWORK				
119	EARTH EXCAVATION, SPECIAL - FOOTING DEPTH FOR SEAT WALLS	CUYD	41.3	94.75	3,913.18
120	EARTH EXCAVATION, SPECIAL - 24" DEPTH FOR PLANTING	CU YD	74.5	94.55	7,043.98
121	EARTH EXCAVATION, SPECIAL - FOOTING FOR SCULPTURE	CU YD	2.0	578.75	1,157.50
122	EARTH EXCAVATION, SPECIAL - FOOTING DEPTH FOR SHADE STRUCTURE	CU YD	9	915.55	8,239.95
123	REMOVAL AND DISPOSAL OF UNSUITABLE MATERIAL	CU YD	117.8	95.26	11,221.63
	UTILITIES				
124	WATER VALVES TO BE ADJUSTED	EACH	1.0	235.00	235.00
125	DOMESTIC WATER SERVICE BOXES TO BE ADJUSTED	EACH	3.0	211.00	633.00
126	INLETS, TYPE A, TYPE 1 FRAME, OPEN LID	EACH	2.0	3,475.00	6,950.00
127	CATCH BASINS, TYPE A, 4'-DIAMETER, TYPE 1 FRAME, OPEN LID	EACH	2.0	8,135.00	16,270.00
128	CATCH BASINS, TYPE A, 5'-DIAMETER, TYPE 1 FRAME, OPEN LID	EACH	1.0	10,120.85	10,120.85
129	STORM SEWER REMOVAL 12"	FOOT	6.0	48.50	291.00

130	STORM SEWERS, RUBBER GASKET, CLASS A, TYPE 1 12"	FOOT	26.0	199.45	5,185.70
131	STORM SEWER (WATER MAIN REQUIREMENTS) 12 INCH	FOOT	12.0	255.26	3,063.12
132	STORM SEWER INSTALLATION 4"	FOOT	33.0	135.00	4,455.00
	PAVING AND CURBS				
133	COMBINATION CONCRETE CURB AND GUTTER, TYPE B-6.12	FOOT	207.0	56.10	11,612.70
134	CONCRETE CURB, TYPE B, 6"	FOOT	39.0	52.70	2,055.30
135	COMBINATION CONCRETE CURB AND GUTTER, TYPE M-3.12	FOOT	10.0	56.10	561.00
136	PORTLAND CEMENT CONCRETE SIDEWALK, 5 INCH, CALIFORNIA FINISH	SQ FT	2800.0	124.20	347,760.00
137	PORTLAND CEMENT CONCRETE SIDEWALK, 5 INCH, SCORED PATTERN	SQ FT	1140.0	13.75	15,675.00
138	CLASS B PATCHES, 10 INCH	SQ YD	80.0	175.00	14,000.00
139	CLASS D PATCHES (SPECIAL)	SQ YD	100.0	186.00	18,600.00
140	DETECTABLE WARNINGS	SQ FT	47.0	32.95	1,548.65
	CAST-IN-PLACE CONCRETE AND MASONRY				
141	PUBLIC ART- CONCRETE FOUNDATION	CU YD	1.0	2,510.00	2,510.00
142	SHADE STRUCTURE- CONCRETE FOUNDATION	CU YD	9.0	661.10	5,949.90
143	MASONRY SEAT WALL- CONCRETE FOUNDATION	CU YD	41.0	3,082.25	126,372.25
144	MASONRY SEAT WALL	FOOT	175.0	490.00	85,750.00
	SITE FURNISHINGS				
145	BENCH	EACH	2.0	2,601.55	5,203.10
146	TRASH RECEPTACLE	EACH	1.0	2,431.05	2,431.05
147	RECYCLING RECEPTACLE	EACH	1.0	2,795.50	2,795.50
148	PLANTER 1 - (36" dia x 24" h) S	EACH	4.0	2,467.10	9,868.40
149	PLANTER 2 - (48" dia x 30" h) M	EACH	3.0	4,105.00	12,315.00
150	PLANTER 3 - (32" dia x 48" h) T	EACH	2.0	3,311.30	6,622.60
151	BIKE RACK	EACH	6.0	708.00	4,248.00
	PLANTING				
152	TOPSOIL FOR LANDSCAPE BED (24" DEPTH)	CU YD	75.0	85.00	6,375.00
153	WEED CONTROL, PRE-EMERGENT	LBS	30.0	5.00	150.00
155	SHADE TREE	EACH	3.0	800.00	2,400.00
156	DECIDUOUS SHRUB	EACH	44.0	75.00	3,300.00
157	EVERGREEN SHRUB	EACH	15.0	75.00	1,125.00
158	ORNAMENTAL GRASS	EACH	31.0	35.00	1,085.00

159	PERENNIAL & GRASSES	EACH	83.0	35.00	2,905.00
160	MULCH PLACEMENT - 3" DEPTH	CU YD	10.0	85.00	850.00
161	SUPPLEMENTAL WATERING	UNIT	10.0	0.10	1.00
	IRRIGATION				
162	WATER SERVICE, METER, BACKFLOW PREVENTOR, ENCLOSURE	EACH	2	15,800.00	31,600.00
163	AUTOMATIC IRRIGATION SYSTEM ALLOWANCE	SF	980	11.50	11,270.00
	LIGHTING AND ELECTRICAL				
164	ELECTRICAL SERVICE INSTALLATION	EACH	1	3,000.00	3,000.00
165	ELECTRIC UTILITY SERVICE CONNECTION	L SUM	1	15,000.00	15,000.00
166	POWER PEDESTAL FOUNDATION, METAL	EACH	3	1,500.00	4,500.00
167	GFCI POWER PEDESTAL	EACH	3	1,950.00	5,850.00
168	SECONDARY SERVICE PEDESTAL	EACH	1	1,580.00	1,580.00
169	REMOVAL OF LIGHTING UNIT, SALVAGE	EACH	2	1,650.00	3,300.00
170	REMOVAL OF POLE FOUNDATION	EACH	2	700.00	1,400.00
171	HANDHOLE, COMPOSITE CONCRETE	EACH	2	1,860.00	3,720.00
172	HANDHOLE, COMPOSITE CONCRETE W/BOX	EACH	1	2,540.00	2,540.00
173	UNIT DUCT, 600V, 2-1/C NO. 10, 1-1/C NO. 10 GROUND, (XLP-TYPE USE), 3/4" DIA. POLYETHYLENE	FOOT	170	26.00	4,420.00
174	UNIT DUCT, 600V, 4-1/C NO. 10, 1-1/C NO. 10 GROUND, (XLP-TYPE USE), 1" DIA. POLYETHYLENE	FOOT	240	28.00	6,720.00
175	UNIT DUCT, 600V, 2-1C NO.3, 1/C NO.3 GROUND, (XLP-TYPE USE), 1 1/2" DIA. POLYETHYLENE	FOOT	70	42.00	2,940.00
	TOTAL BID ALTERNATE 1				975,720.54

ALTERNATE BID 2: SHADE STRUCTURES AT LOCATIONS 2, 4, AND 5

	SHADE STRUCTURE				
176	SHADE STRUCTURE, COMPLETE INSTALLATION INCLUDED	EACH	3	174,400.00	523,200.00
	LIGHTING AND ELECTRICAL				
177	FESTOON LIGHTING - 24" O.C.	L SUM	3	49,700.00	149,100.00
178	SOLAR POWER SYSTEM COMPLETE	EACH	3	77,800.00	233,400.00
	TOTAL BID ALTERNATE 2				905,700.00



ALTERNATE BID 3: SHADE STRUCTURES AT LOCATIONS 1 AND 3

	SHADE STRUCTURE				
179	SHADE STRUCTURE, COMPLETE INSTALLATION INCLUDED	EACH	2	153,200.00	306,400.00
	LIGHTING AND ELECTRICAL				
180	FESTOON LIGHTING - 24" O.C.	L SUM	2	49,700.00	99,400.00
181	SOLAR POWER SYSTEM COMPLETE	EACH	2	77,800.00	155,600.00
	TOTAL BID ALTERNATE 3				561,400.00

V. BID and CONTRACT FORM

*****THIS BID WHEN ACCEPTED AND SIGNED BY AN AUTHORIZED SIGNATORY OF THE VILLAGE OF DOWNERS GROVE SHALL BECOME A CONTRACT BINDING UPON BOTH PARTIES.**

Entire Form Must Be Completed If a Submitted Bid Is To Be Considered For Award

BIDDER:	
Landmark Contractors, Inc _____ Company Name	3/18/26 _____ Date
11916 W. Main St. _____ Street Address of Company	estimating@golandmark.com _____ E-mail Address
Huntley, IL 60142 _____ City, State, Zip	Barry Borchart _____ Contact Name (Print)
847-669-5474 _____ Business Phone	847-669-5474 _____ 24-Hour Telephone
847-669-5529 _____ Business Fax	 _____ Signature of Officer, Partner or Sole Proprietor
ATTEST: if a Corporation	Barry Borchart, President _____ Print Name & Title
 _____ Signature of Corporation Secretary	
We hereby agree to furnish the Village of Downers Grove all necessary materials, equipment, labor, etc. to complete the project within the timeframe specified herein and in accordance with the provisions, instructions and specifications for the unit prices shown on the Schedule of Prices.	

VILLAGE OF DOWNERS GROVE:

ATTEST:

Authorized Signature


Village Clerk

Title

Date

Date

In compliance with the specifications, the above-signed offers and agrees, if this Bid is accepted within **90** calendar days from the date of opening, to furnish any or all of the services upon which prices are quoted, at the price set opposite each item, delivered at the designated point within the time specified above.



BIDDER'S CERTIFICATION (page 1 of 3)

With regard to 2026 DBD Flexible Amenity Areas, Bidder Landmark Contractors, Inc
 (Name of Project) (Name of Bidder)
 hereby certifies the following:

1. Bidder is not barred from bidding this Contract as a result of violations of Section 720 ILCS 5/33E-3 (Bid Rigging) or 720 ILCS 5/33E-4 (Bid-Rotating);
2. Bidder certifies that it has a written sexual harassment policy in place and full compliance with 775 ILCS 5/2-105(A)(4);
3. Bidder certifies that not less than the prevailing rate of wages as determined by the Village of Downers Grove, DuPage County or the Illinois Department of Labor shall be paid to all laborers, workers and mechanics performing work for the Village of Downers Grove. All bonds shall include a provision as will guarantee the faithful performance of such prevailing wage clause. Bidder agrees to comply with the Illinois Prevailing Wage Act, 820 ILCS 130/1 et seq., for all work completed. Bidder agrees to pay the prevailing wage and require that all of its subcontractors pay prevailing wage to any laborers, workers or mechanics who perform work pursuant to this Contract or related subcontract. Bidder and each subcontractor shall keep or cause to be kept an accurate record of each worker's name, address, telephone number when available, the last four digits of the worker's social security number, gender, race, ethnicity, veteran's status, skill level, classification, hourly wage paid (including itemized hourly cash and fringe benefits paid in each pay period), number of hours worked each day, the starting and ending times of work each day, the worker's hourly wage rate, the worker's hourly overtime wage rate, the worker's hourly fringe benefit rates, the name and address of each fringe benefit fund, the plan sponsor of each fringe benefit, if applicable, and the plan administrator of each fringe benefit, if applicable. This record shall be sent to the Illinois Department of Labor no later than the fifteenth (15th) day of each calendar month for the immediately preceding month in which construction on a public works project has occurred. Contractor shall then provide an IDOL certification and case number to the Village. The records must be preserved for five (5) years following completion of the contract. Bidder certifies that Bidder and any subcontractors working on the project are aware that filing false payroll records is a Class A misdemeanor and that the monetary penalties for violations are to be paid pursuant to law by the Bidder, contractor and subcontractor. The Village shall not be liable for any underpayments. If applicable: Since this is a contract for a fixed public works project, as defined in 820 ILCS 130/2, Contractor agrees to post at the job site in an easily accessible place, the prevailing wages for each craft or type of worker or mechanic needed to execute the contract or work to be performed;
4. Bidder certifies that it is in full compliance with the Federal Highway Administrative Rules on Controlled Substances and Alcohol Use and Testing, 49 C.F.R. Parts 40 and 382 and that all employee drivers are currently participating in a drug and alcohol testing program pursuant to the Rules;
5. Bidder further certifies that it is not delinquent in the payment of any tax administered by the Department of Revenue, or that Bidder is contesting its liability for the tax delinquency or the amount of a tax delinquency in accordance with the procedures established by the appropriate Revenue Act. Bidder further certifies that if it owes any tax payment(s) to the Department of Revenue, Bidder has entered into an agreement with the Department of Revenue for the payment of all such taxes that are due, and Bidder is in compliance with the agreement.

BIDDER'S CERTIFICATION (page 2 of 3)

BY: [Signature]
Bidder's Authorized Agent Signature

3 6 - 3 5 8 4 6 7 6


FEDERAL TAXPAYER IDENTIFICATION NUMBER

or _____
Social Security Number

Subscribed and sworn to before me

this 18 day of March, 2026

[Signature]
Notary Public



(Fill Out Applicable Paragraph Below)

(a) Corporation

The Bidder is a corporation organized and existing under the laws of the State of IL, which operates under the Legal name of Landmark Contractors, Inc, and the full names of its Officers are as follows:

President: Barry Borchart

Secretary: Brett Borchart

Treasurer: (none)

and it does have a corporate seal. (In the event that this bid is executed by other than the President, attach hereto a certified copy of that section of Corporate ByLaws or other authorization by the Corporation which permits the person to execute the offer for the corporation.)

(b) Limited Liability Company (LLC)

The Bidder is a LLC organized and existing under the laws of the State of _____, which operates under the legal name of _____, and the full names of its managers or members are as follows:

Manager or Member: _____

Manager or Member: _____

Manager or Member: _____

Manager or Member: _____

BIDDER'S CERTIFICATION (page 3 of 3)

(c) Partnership

The partnership does business under the legal name of: _____,
which name is registered with the office of _____ in the State of
_____.

Names and Addresses of All Partners:

(d) Sole Proprietor

The Bidder is a Sole Proprietor whose full name is: _____; and if
operating under a trade name, said trade name is: _____, which name
is registered with the office of _____ in the State of _____.

6. Are you willing to comply with the Village's insurance requirements within 10 days of the award
of the contract? YES NO (circle one)

INSURER'S NAME: B&R Insurance

AGENT: Chad Beth

Street Address: 1500 South Rte 31

City, State, Zip Code: McHenry, IL 60050

Telephone Number: 815-385-7630


I/We hereby affirm that the above certifications are true and accurate and that I/we have read and
understand them.

Print Name of Company: Landmark Contractors, Inc

Print Name and Title of Authorizing Signature: Barry Borchart, President

Signature: 

Date: 3/18/26



MUNICIPAL REFERENCE LIST

Municipality: *Please see attached
 Address: _____
 Contact Name: _____ Phone #: _____
 Name of Project: _____
 Contract Value: _____ Date of Completion: _____

Municipality: _____
 Address: _____
 Contact Name: _____ Phone #: _____
 Name of Project: _____
 Contract Value: _____ Date of Completion: _____

Municipality: _____
 Address: _____
 Contact Name: _____ Phone #: _____
 Name of Project: _____
 Contract Value: _____ Date of Completion: _____

Municipality: _____
 Address: _____
 Contact Name: _____ Phone #: _____
 Name of Project: _____
 Contract Value: _____ Date of Completion: _____

Municipality: _____
 Address: _____
 Contact Name: _____ Phone #: _____
 Name of Project: _____
 Contract Value: _____ Date of Completion: _____

References: Landmark Contractors, Inc.

Project Name / Location	Owner	Architect / Engineer	General Contractor	Contract Amount	Completion Date	Contact Person	Contact Phone
Five Pedestrian Signal Improvements - Village of Schaumburg	Village of Schaumburg	Alfred Benesch & Co.	Landmark Contractors, Inc.	\$ 795,000	11/3/20	Patrick Sullivan	(312) 993-7857
2020 Site Improvements - Woodstock Community School Dist. 200	Woodstock Community School Dist. 200	Wold Architects & Engineers	Landmark Contractors, Inc.	\$ 330,500	11/23/20	Alison Andrews	(847) 241-6100
Item No. 015, Contract No. 61H06 - Village of Bellwood	IDOT	Edwin Hancock Engineering	Landmark Contractors, Inc.	\$ 964,500	12/27/21	Thomas Gromada	(708) 865-0300
Item No. 026, Contract No. 66H047 - Village of Shabbona	IDOT	IDOT	Builders Paving, LLC	\$ 245,000	12/2/22	Derek Sobin	(815) 739-2171
Lincolnwood Manor Subdivision - Village of Carpentersville	Village of Carpentersville	HR Green	Bolder Contractors, Inc.	\$ 530,000	8/18/23	Jonathan Wirch	(815) 759-8367
Congress Parkway Roundabouts - City of Crystal Lake	City of Crystal Lake	City of Crystal Lake	Landmark Contractors, Inc.	\$ 1,237,600	9/15/23	Jose Garcia	(815) 529-5757
Oakton Street Corridor - City of Evanston	City of Evanston	Christopher B. Burke Engineering	Landmark Contractors, Inc.	\$ 4,120,000	11/17/23	Matthew Hoffman	(224) 289-2758
Item No. 124, Contract No. 87783 - Village of Oswego	IDOT	Thomas Engineering	Lake County Grading	\$ 1,000,000	5/31/24	Grant Johnson	(815) 228-9619
Hawley St. & Whitney St. Parking Lot Improvements - Village of Grayslake	Village of Grayslake	Gewalt Hamilton	Landmark Contractors, Inc.	\$ 500,000	6/28/24	Dan Strahan	(847) 821-6233
2023 Downtown Streetscape - City of Genoa	City of Genoa	C.E.S., Inc.	Landmark Contractors, Inc.	\$ 1,100,000	8/27/24	Sheri Komos	(630) 276-8535
Petal Porch, Promenade & Plaza - Village of Roselle	Village of Roselle	Christopher B. Burke Engineering	Landmark Contractors, Inc.	\$ 2,295,000	10/22/24	Fred Chung	(847) 823-0500
Annie Glidden Road Underpass - City of DeKalb	City of DeKalb	Civil Engineering Services	Landmark Contractors, Inc.	\$ 206,000	7/8/25	Kevin Bunge	(815) 394-4700
Chicago Ave. Improvements - Village of Clarendon Hills	Village of Clarendon Hills	Christopher B. Burke Engineering	Landmark Contractors, Inc.	\$ 627,300	8/9/25	Ed Tarpey	(847) 652-1343
Darrel Road Roundabouts - Lake County DOT	Lake County DOT	STV, Inc.	Lake County Grading	\$ 930,950	11/14/25	Stanley Masnik	(708) 446-2448
South Stolp St. Streetscape - City of Aurora	City of Aurora	City of Aurora	Landmark Contractors, Inc.	\$ 277,000	11/26/25	Kurt Muth	(331) 264-8224

SUBCONTRACTORS LIST

The Bidder hereby states the following items of work will not be performed by its organization. (List items to be subcontracted as well as the names, addresses and phone numbers of the subcontractors.)

1) TAT Enterprises Type of Work Asphalt

Addr: PO Box 99 City Union State IL Zip 60180

2) Holloran + Yauch Type of Work Irrigation

Addr: 28322 Bailwood Dr. City Lake Forest State IL Zip 60415

3) A Horn Type of Work Masonry

Addr: 125 Harrison St. City Barrington State IL Zip 60010

4) Landscapes by Gary Weiss Type of Work Landscaping

Addr: 9314 McConnell Rd City Woodstock State IL Zip 60098

5) Utility Dynamics Type of Work Electrical

Addr: 23 Commerce Dr. City Oswego State IL Zip 60543

6) _____ Type of Work _____

Addr: _____ City _____ State _____ Zip _____

7) _____ Type of Work _____

Addr: _____ City _____ State _____ Zip _____

8) _____ Type of Work _____

Addr: _____ City _____ State _____ Zip _____

CERTIFICATION OF QUALIFICATIONS

Project Team

Project Manager: James Rosnethal

Superintendent: Bill Kline

Team Member: Bryan Borchart

Team Member: David York

Team Member: Matt Grismer

Team Member: _____

Team Member: _____

Team Member: _____

By checking this box, the bidder hereby certifies that it complies with all requirements of SP-1 including at least three (3) contracts of similar nature and scope within the last five (5) years, and can provide detailed supporting information upon request.

[Signature] (Corporate Seal)

Signed by:

Title: President

Name & Address: Landmark Contractors, Inc

of Contractor 11916 W. Main St., Huntley, IL 60142

or Vendor _____

Subscribed and sworn to before me this 18 day of March, 2026

[Signature]
Notary Public





VENDOR W-9 REQUEST FORM

The law requires that we maintain accurate taxpayer identification numbers for all individuals and partnerships to whom we make payments, because we are required to report to the I.R.S all payments of \$600 or more annually. We also follow the I.R.S. recommendation that this information be maintained for all payees including corporations.

Please complete the following substitute W-9 letter to assist us in meeting our I.R.S. reporting requirements. The information below will be used to determine whether we are required to send you a Form 1099. Please respond as soon as possible, as failure to do so will delay our payments.

BUSINESS (PLEASE PRINT OR TYPE):

NAME: Landmark Contractors, Inc

ADDRESS: 11916 W. Main St.

CITY: Huntley

STATE: IL

ZIP: 60142

PHONE: 847-669-5474 FAX: 847-669-5529

TAX ID #(TIN): 36-3584676
(If you are supplying a social security number, please give your full name)

REMIT TO ADDRESS (IF DIFFERENT FROM ABOVE):

NAME: _____

ADDRESS: _____

CITY: _____


STATE: _____ ZIP: _____

TYPE OF ENTITY (CIRCLE ONE):

- Individual
- Sole Proprietor
- Partnership
- Charitable Nonprofit
- Limited Liability Company – Member-Managed
- Limited Liability Company- Manager-Managed
- Medical Corporation
- Government Agency

SIGNATURE: *[Handwritten Signature]*

DATE: 3/18/26



Apprenticeship and Training Certification

Bidder certifies that it is a participant, either as an individual or as part of a group program, in the approved apprenticeship and training programs applicable to each type of work or craft that the bidder will perform with its own forces. The Bidder further certifies for work that will be performed by subcontract that each of its subcontractors submitted for approval either (a) is, at the time of such bid, participating in an approved, applicable apprenticeship and training program; or (b) will, prior to commencement of performance of work pursuant to this Contract, begin participation in an approved apprenticeship and training program applicable to the work of the subcontract. The Village of Downers Grove, at any time before or after award, may require the production of a copy of each applicable Certificate of Registration issued by the United States Department of Labor evidencing such participation by the contractor and any or all of its subcontractors. Applicable apprenticeship and training programs are those that have been approved and registered with the United States Department of Labor. The Bidder shall list in the space below, the official name of the program sponsor holding the Certificate of Registration for all of the types of work or crafts in which the Bidder is a participant and that will be performed with the Bidder's forces. Types of work or craft work that will be subcontracted shall be included and listed as subcontract work. The list shall also indicate any type of work or craft job category that does not have an applicable apprenticeship or training program. **The Bidder is responsible for making a complete report and shall make certain that each type of work or craft job category that will be utilized on the project is listed below. Return this with the Bid. This Certification will be used to determine the lowest responsible bidder in accordance with the Village Council Policy regarding Purchasing Procedures.**

Fox Valley Laborers, Cement Masons of Northern Illinois

The requirements of this certification and disclosure are a material part of the Contract, and the Contractor shall require this certification provision to be included in all approved subcontracts. In order to fulfill this requirement, it shall not be necessary that an applicable program sponsor be currently taking or that it will take applications for apprenticeship, training or employment during the performance of the work of this Contract.

Certificate of Compliance

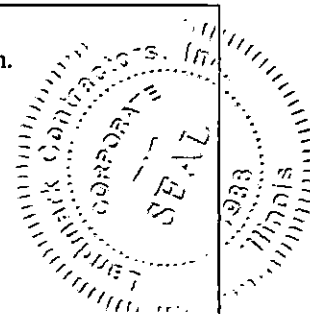
The bidder hereby certifies that it and its subcontractors participate in an applicable apprenticeship program.

Signature 

Company Name Landmark Contractors, Inc

Title President

Date 3/18/26



Certificate of Non-Compliance


The bidder hereby certifies that it or its subcontractors do not participate in an applicable apprenticeship program.

Signature _____

Company Name _____

Title _____

Date _____



BUY AMERICA CERTIFICATION

Certification requirement for procurement of steel, iron, or manufactured products when Federal funds (Grant Agreement or Cooperative Agreement) are used.


Instructions:

Bidder to complete the Buy America Certification listed below. Bidder shall certify EITHER COMPLIANCE OR NON-COMPLIANCE (not both). This Certification MUST BE submitted with the Bidder's bid response.

Special Note: Make sure you have signed only one of the above statements – either Compliance OR Non-Compliance (not both).

Certificate of Compliance


The bidder or offeror hereby certifies that it will meet the requirements of 49 U.S.C. 5323(j)(1), as amended, and the applicable regulations in 49 CFR Part 661.

Signature 

Company Name Landmark Contractors, Inc

Title President

Date 3/18/26



Certificate of Non-Compliance

The bidder or offeror hereby certifies that it cannot comply with the requirements of 49 U.S.C. 5323(j)(1), as amended, and 49 C.F.R. 661, but it may qualify for an exception pursuant to 49 U.S.C. 5323(j)(2)(A), 5323(j)(2)(B), or 5323(j)(2)(D), and 49 C.F.R. 661.7.

Signature _____

Company Name _____

Title _____

Date _____

AFTER THIS CERTIFICATE HAS BEEN EXECUTED, A BIDDER MAY NOT SEEK A WAIVER.

Note: The U.S./Canadian Free Trade Agreement does not supersede the Buy America requirement.

Suspension or Debarment Certificate

Non-Federal entities are prohibited from contracting with or making sub-awards under covered transactions to parties that are suspended or debarred or whose principals are suspended or debarred. Covered transactions include procurement for goods or services equal to or in excess of \$25,000.00. Contractors receiving individual awards for \$25,000.00 or more and all sub-recipients must certify that the organization and its principals are not suspended or debarred.

By submitting this offer and signing this certificate, the Bidder certifies to the best of its knowledge and belief, that the company and its principals:

1. Are not presently debarred, suspended, proposed for debarment, declared ineligible or voluntarily excluded from covered transactions by any federal, state or local governmental entity, department or agency;
2. Have not within a three-year period preceding this Bid been convicted of or had a civil judgment rendered against them for commission of fraud or a criminal offense in connection with obtaining, attempting to obtain, or performing a public (Federal, State or local) transaction or contract under a public transaction, or convicted of or had a civil judgment against them for a violation of Federal or state antitrust statutes or commission of embezzlement, theft, forgery, bribery, falsification or destruction of records, making false statements, or receiving stolen property;
3. Are not presently indicted for or otherwise criminally or civilly charged by a governmental entity (Federal, State, or local) with commission of any of the offenses enumerated in paragraph (2) of this certification; and
4. Have not within a three-year period preceding this application/proposal/contract had one or more public transactions (Federal, State or local) terminated for cause or default.

If the Bidder is unable to certify to any of the statements in this certification, Bidder shall attach an explanation to this certification.

Company Name: Landmark Contractors, Inc

Address: 11916 W. Main St.

City: Huntley Zip Code: 60142


Telephone: (847) 669-5474 Fax Number: (847) 669-5529


E-mail Address: estimating@golandmark.com

Authorized Company Signature: 

Print Signature Name: Barry Borchart Title of Official: President

Date: 3/18/26





CAMPAIGN DISCLOSURE CERTIFICATE

Any contractor, proposer, bidder or vendor who responds by submitting a bid or proposal to the Village of Downers Grove shall be required to submit with its bid submission, an executed Campaign Disclosure Certificate.

The Campaign Disclosure Certificate is required pursuant to the Village of Downers Grove Council Policy on Ethical Standards and is applicable to those campaign contributions made to any member of the Village Council.

Said Campaign Disclosure Certificate requires any individual or entity bidding to disclose campaign contributions, as defined in Section 9-1.4 of the Election Code (10 ILCS 5/9-1.4), made to current members of the Village Council within the five (5) year period preceding the date of the bid or proposal release.


By signing the bid documents, contractor/proposer/bidder/vendor agrees to refrain from making any campaign contributions as defined in Section 9-1.4 of the Election Code (10 ILCS 5/9-1.4) to any Village Council member and any challengers seeking to serve as a member of the Downers Grove Village Council.

Under penalty of perjury, I declare:

Bidder/vendor has not contributed to any elected Village position within the last five (5) years.

Barry Borchart
Signature

Barry Borchart
Print Name



Bidder/vendor has contributed a campaign contribution to a current member of the Village Council within the last five (5) years.

Print the following information:


Name of Contributor: _____
(company or individual)

To whom contribution was made: _____

Year contribution made: _____ Amount: \$ _____

Signature

Print Name





Illinois Department of Transportation

Bureau of Construction
2300 South Dirksen Parkway/Room 322
Springfield, Illinois 62764

Affidavit of Availability
For the Letting of 3/18/2026
(Letting date)

Instructions: Complete this form by either typing or using black ink.
"Authorization to Bid" will not be issued unless both sides of this form are completed in detail. Use additional forms as needed to list all work.

Part I. Work Under Contract

List below all work you have under contract as either a prime contractor or a subcontractor. It is required to include all pending low bids not yet awarded or rejected. In a joint venture, list only that portion of the work which is the responsibility of your company. The uncompleted dollar value is to be based upon the most recent engineer's or owners estimate, and must include work subcontracted to others. If no work is contracted, show NONE.

	1	2	3	4	Awards Pending	
Contract Number				61K35		
Contract With	Schaumburg	HD Consulting	City of Aurora	Curran Contracting		
Estimated Completion Date	6/30/26	11/30/25	11/1/25	9/30/25		
Total Contract Price	1,785,400.00	103,500.00	303,000.00	207,295.00		Accumulated Totals
Uncompleted Dollar Value if Firm is the Prime Contractor	1,783,400.00		303,000.00			2,086,400.00
Uncompleted Dollar Value if Firm is the Subcontractor		103,500.00		135,000.00		238,500.00
						2,324,900.00

Part II. Awards Pending and Uncompleted Work to be done with your own forces.

List below the uncompleted dollar value of work for each contract and awards pending to be completed with your own forces. All work subcontracted to others will be listed on the reverse of this form. In a joint venture, list only that portion of the work to be done by your company. If no work is contracted, show NONE.

	1	2	3	4	Awards Pending	Accumulated Totals
Earthwork	5,200.00		8,400.00			13,600.00
Portland Cement Concrete Paving						0.00
HMA Plant Mix						0.00
HMA Paving						0.00
Clean & Seal Cracks/Joints						0.00
Aggregate Bases & Surfaces	25,085.00					25,085.00
Highway,R.R. and Waterway Structures						0.00
Drainage	57,800.00		3,175.00			60,975.00
Electrical						0.00
Cover and Seal Coats						0.00
Concrete Construction	692,534.00	103,500.00	192,625.00	135,000.00		1,123,659.00
Landscaping						0.00
Fencing						0.00
Guardrail						0.00
Painting						0.00
Signing						0.00
Cold Milling, Planing & Rotomilling						0.00
Demolition						0.00
Pavement Markings (Paint)						0.00
Other Construction (List)						0.00
REVETMENT MAT						0.00
Totals	780,619.00	103,500.00	204,200.00	135,000.00	0.00	1,223,319.00

Disclosure of this information is **REQUIRED** to accomplish the statutory purpose as outlined in the "Illinois Procurement Code". Failure to comply will result in non-issuance of an "Authorization To Bid." This form has been approved by the State Forms Management Center.

Part III. Work Subcontracted to Others

For each contract described in Part I, list all the work you have subcontracted to others.

	1	2	3	4	Awards Pending
Subcontractor	TAT		MW Brick		
Type of Work	Asphalt		Brick paving		
Subcontract Price	14,300.00		22,725.00		
Amount Uncompleted	14,300.00		22,725.00		
Subcontractor	IPA		Utility Dynamics		
Type of Work	Electrical		Electrical		
Subcontract Price	522,800.00		59,200.00		
Amount Uncompleted	522,800.00		59,200.00		
Subcontractor	Parvin Clauss		Weiss		
Type of Work	Signs		Lansdscaping		
Subcontract Price	122,800.00		8,925.00		
Amount Uncompleted	122,800.00		8,925.00		
Subcontractor	TCP		Highstar		
Type of Work	Traffic		Striping		
Subcontract Price	35,656.00		4,200.00		
Amount Uncompleted	35,656.00		4,200.00		
Subcontractor	Brick Pavers		Highstar		
Type of Work	CR Schmidt		Traffic Control		
Subcontract Price	93,525.00		3,750.00		
Amount Uncompleted	93,525.00		3,750.00		
Subcontractor	Halloran				
Type of Work	Irrigation				
Subcontract Price	71,200.00				
Amount Uncompleted	71,500.00				
Subcontractor	Weiss				
Type of Work	Landscaping				
Subcontract Price	142,300.00				
Amount Uncompleted	142,300.00				
Total Uncompleted	1,002,781.00	0.00	98,800.00	0.00	0.00

Subscribed and sworn to before me

this _____ day of _____ 20____

SINATURE ON

Type or Print Name

Barry Borchart, President

Officer or Director

Title

Notary Public

Signed

My commission expires:

LAST PAGE

Company Landmark Contractors, Inc.

(Notary Seal)

Address 11916 W. Main St.

Huntley, IL 60142



Illinois Department of Transportation

Bureau of Construction
2300 South Dirksen Parkway/Room 322
Springfield, Illinois 62764

Affidavit of Availability
For the Letting of 3/18/2026
(Letting date)

Instructions: Complete this form by either typing or using black ink. "Authorization to Bid" will not be issued unless both sides of this form are completed in detail. Use additional forms as needed to list all work.

Part I. Work Under Contract

List below all work you have under contract as either a prime contractor or a subcontractor. It is required to include all pending low bids not yet awarded or rejected. In a joint venture, list only that portion of the work which is the responsibility of your company. The uncompleted dollar value is to be based upon the most recent engineer's or owners estimate, and must include work subcontracted to others. If no work is contracted, show NONE.

	5	6	7	8	Awards Pending	
Contract Number	87875					
Contract With	Fischer Excavation	Westmont				
Estimated Completion Date	10/16/3926	9/30/25				
Total Contract Price	740,271.00	752,991.00				Accumulated Totals
Uncompleted Dollar Value if Firm is the Prime Contractor		752,991.00				2,839,391.00
Uncompleted Dollar Value if Firm is the Subcontractor	525,000.00					763,500.00
Total Value of All Work						3,602,891.00

Part II. Awards Pending and Uncompleted Work to be done with your own forces.

List below the uncompleted dollar value of work for each contract and awards pending to be completed with your own forces. All work subcontracted to others will be listed on the reverse of this form. In a joint venture, list only that portion of the work to be done by your company. If no work is contracted, show NONE.

						Accumulated Totals
Earthwork		25,300.00				38,900.00
Portland Cement Concrete Paving						0.00
HMA Plant Mix						0.00
HMA Paving						0.00
Clean & Seal Cracks/Joints						0.00
Aggregate Bases & Surfaces		14,200.00				39,285.00
Highway,R.R. and Waterway Structures						0.00
Drainage		4,750.00				65,725.00
Electrical						0.00
Cover and Seal Coats						0.00
Concrete Construction	525,000.00	354,102.00				2,002,761.00
Landscaping						0.00
Fencing						0.00
Guardrail						0.00
Painting						0.00
Signing						0.00
Cold Milling, Planning & Rotomilling						0.00
Demolition						0.00
Payment Markings (Paint)						0.00
Other Construction (List)						0.00
						0.00
						0.00
Totals	525,000.00	398,352.00	0.00	0.00	0.00	2,146,671.00

Disclosure of this information is REQUIRED to accomplish the statutory purpose as outlined in the "Illinois Procurement Code". Failure to comply will result in non-issuance of an "Authorization To Bid." This form has been approved by the State Forms Management Center.

Part III. Work Subcontracted to Others


For each contract described in Part I, list all the work you have subcontracted to others.

	5	6	7	8	Awards Pending
Subcontractor		Ahorn			
Type of Work		Mason			
Subcontract Price		58,100.00			
Amount Uncompleted		58,100.00			
Subcontractor		Hometown Electric			
Type of Work		Electrical			
Subcontract Price		228,227.00			
Amount Uncompleted		228,227.00			
Subcontractor		Reliable			
Type of Work		Landscaping			
Subcontract Price		26,828.00			
Amount Uncompleted		26,828.00			
Subcontractor		Work Zone			
Type of Work		Traffic			
Subcontract Price		16,200.00			
Amount Uncompleted		16,200.00			
Subcontractor		TAT			
Type of Work		Asphalt			
Subcontract Price		25,284.00			
Amount Uncompleted		25,284.00			
Subcontractor					
Type of Work					
Subcontract Price					
Amount Uncompleted					
Subcontractor					
Type of Work					
Subcontract Price					
Amount Uncompleted					
Total Uncompleted		354,639.00	0.00	0.00	0.00

I, being duly sworn, do hereby declare this affidavit is a true and correct statement relating to ALL uncompleted contracts of the undersigned for Federal, State, County, City and private work, including ALL subcontract work, ALL pending low bids not yet awarded or rejected and ALL estimated completion dates

Subscribed and sworn to before me

this 18 day of March, 2026




 Notary Public

My commission expires: 7/25/26




Type or Print Name Barry Borchart, President
 Officer of Director Title

Signed 

Company Landmark Contractors, Inc.

Address 11916 W. Main St.
Huntley, IL 60142





Beth & Rudnicki
Insurance Agency, Inc.

March 18, 2026

Village of Downers Grove
5101 Walnut Ave.
Downers Grove, IL 60515

RE: DBD Flexible Amenity Areas
Bidder: Landmark Contractors, Inc.

We certify that we have read the insurance requirements set forth in the contract and that if awarded the job, Landmark Contractors, Inc., can comply with the insurance requirements in the above contract. We will issue the Certificate of Insurance and Contract Bond upon award of the Contract to the Bidder – Landmark Contractors, Inc.

Sincerely,

Stephanie Heinberg
Stephanie Heinberg
Customer Service Representative



Bond Number: 2671778


AIA[®] Document A310[™] – 2010
Bid Bond**CONTRACTOR:***(Name, legal status and address)*

Landmark Contractors, Inc.

11916 W. Main St
Huntley, IL 60142**OWNER:***(Name, legal status and address)*Village of Downers Grove
5101 Walnut Ave.

Downers Grove, IL 60515

BOND AMOUNT: \$

Five Percent of the Amount Bid

PROJECT:*(Name, location or address, and Project number, if any)*

DBD Flexible Amenity Areas

The Contractor and Surety are bound to the Owner in the amount set forth above, for the payment of which the Contractor and Surety bind themselves, their heirs, executors, administrators, successors and assigns, jointly and severally, as provided herein. The conditions of this Bond are such that if the Owner accepts the bid of the Contractor within the time specified in the bid documents, or within such time period as may be agreed to by the Owner and Contractor, and the Contractor either (1) enters into a contract with the Owner in accordance with the terms of such bid, and gives such bond or bonds as may be specified in the bidding or Contract Documents, with a surety admitted in the jurisdiction of the Project and otherwise acceptable to the Owner, for the faithful performance of such Contract and for the prompt payment of labor and material furnished in the prosecution thereof; or (2) pays to the Owner the difference, not to exceed the amount of this Bond, between the amount specified in said bid and such larger amount for which the Owner may in good faith contract with another party to perform the work covered by said bid, then this obligation shall be null and void, otherwise to remain in full force and effect. The Surety hereby waives any notice of an agreement between the Owner and Contractor to extend the time in which the Owner may accept the bid. Waiver of notice by the Surety shall not apply to any extension exceeding sixty (60) days in the aggregate beyond the time for acceptance of bids specified in the bid documents, and the Owner and Contractor shall obtain the Surety's consent for an extension beyond sixty (60) days.

If this Bond is issued in connection with a subcontractor's bid to a Contractor, the term Contractor in this Bond shall be deemed to be Subcontractor and the term Owner shall be deemed to be Contractor.

When this Bond has been furnished to comply with a statutory or other legal requirement in the location of the Project, any provision in this Bond conflicting with said statutory or legal requirement shall be deemed deleted herefrom and provisions conforming to such statutory or other legal requirement shall be deemed incorporated herein. When so furnished, the intent is that this Bond shall be construed as a statutory bond and not as a common law bond.

SURETY:*(Name, legal status and principal place of business)*West Bend Insurance Company
1900 S 18th Ave
West Bend, WI 53095-8796**ADDITIONS AND DELETIONS:**

The author of this document has added information needed for its completion. The author may also have revised the text of the original AIA standard form. An *Additions and Deletions Report* that notes added information as well as revisions to the standard form text is available from the author and should be reviewed. A vertical line in the left margin of this document indicates where the author has added necessary information and where the author has added to or deleted from the original AIA text.

This document has important legal consequences. Consultation with an attorney is encouraged with respect to its completion or modification.

Any singular reference to Contractor, Surety, Owner or other party shall be considered plural where applicable.


Init.

AIA Document A310[™] – 2010. Copyright © 1963, 1970 and 2010 by The American Institute of Architects. **All rights reserved. WARNING: This AIA[®] Document is protected by U.S. Copyright Law and International Treaties. Unauthorized reproduction or distribution of this AIA[®] Document, or any portion of it, may result in severe civil and criminal penalties, and will be prosecuted to the maximum extent possible under the law.** This document was produced by AIA software at 08:17:00 ET on 02/21/2026 under Order No sub_1S41y7AUx6fagkA1FjNdwZa which expires on 02/20/2027, and is not for resale.

User Notes:

(1496601206)

Signed and sealed this 18 day of March , 2026







(Witness)

Landmark Contractors, Inc.
(Contractor as Principal) _____ (Seal)


(Title) Barry Borchart President




(Witness)

West Bend Insurance Company
(Surety) _____ (Seal)


(Title) Chad R Beth , Attorney in Fact



Init.





Bond No. 2671778

POWER OF ATTORNEY

Know all men by these Presents, that West Bend Insurance Company (formerly known as West Bend Mutual Insurance Company prior to 1/1/2024), a corporation having its principal office in the City of West Bend, Wisconsin does make, constitute and appoint:

Chad R Beth

lawful Attorney(s)-in-fact, to make, execute, seal and deliver for and on its behalf as surety and as its act and deed any and all bonds, undertakings and contracts of suretyship, provided that no bond or undertaking or contract of suretyship executed under this authority shall exceed in amount the sum of: Thirty Million Dollars (\$30,000,000)

This Power of Attorney is granted and is signed and sealed by facsimile under and by the authority of the following Resolution adopted by the Board of Directors of West Bend Insurance Company by unanimous consent resolution effective the 1st day of January 2024.

Appointment of Attorney-In-Fact. The president or any vice president, or any other officer of West Bend Insurance Company may appoint by written certificate Attorneys-In-Fact to act on behalf of the company in the execution of and attesting of bonds and undertakings and other written obligatory instruments of like nature. The signature of any officer authorized hereby and the corporate seal may be affixed by facsimile to any such power of attorney or to any certificate relating therefore and any such power of attorney or certificate bearing such facsimile signatures or facsimile seal shall be valid and binding upon the company, and any such power so executed and certified by facsimile signatures and facsimile seal shall be valid and binding upon the company in the future with respect to any bond or undertaking or other writing obligatory in nature to which it is attached. Any such appointment may be revoked, for cause, or without cause, by any said officer at any time.

Any reference to West Bend Mutual Insurance Company in any Bond and all continuations thereof shall be considered a reference to West Bend Insurance Company.

In witness whereof, West Bend Insurance Company has caused these presents to be signed by its president undersigned and its corporate seal to be hereto duly attested by its secretary this 1st day of January 2024.


Attest Christopher C. Zwygart
Christopher C. Zwygart
Secretary



Robert J. Jacques
Robert J. Jacques
President

State of Wisconsin
County of Washington

On the 1st day of January 2024, before me personally came Robert Jacques, to me known being by duly sworn, did depose and say that he is the President of West Bend Insurance Company, the corporation described in and which executed the above instrument; that he knows the seal of the said corporation; that the seal affixed to said instrument is such corporate seal; that it was so affixed by order of the board of directors of said corporation and that he signed his name thereto by like order.



Julie Benedum
Lead Corporate Attorney
Notary Public, Washington Co., WI
My Commission is Permanent

The undersigned, duly elected to the office stated below, now the incumbent in West Bend Insurance Company, a Wisconsin corporation authorized to make this certificate, Do Hereby Certify that the foregoing attached Power of Attorney remains in full force effect and has not been revoked and that the Resolution of the Board of Directors, set forth in the Power of Attorney is now in force.

Signed and sealed at West Bend, Wisconsin this 18th day of March, 2026



Christopher C. Zwygart
Christopher C. Zwygart
Secretary

While a bond(s) is active, a bonded principal is a member of West Bend Mutual Holding Company. Please visit <https://www.thesilverlining.com/annual-meeting> for details regarding the annual membership meeting and your voting rights.



Acknowledgment of Corporate Surety


STATE OF Illinois)

ss

County of McHenry)

On this 18th day of March, 20 26, before me appeared Chad R. Beth to me personally known, who being by me duly sworn, did say that he/she is the aforesaid officer or attorney in fact of the West Bend Insurance Company, a corporation; that the seal affixed to the foregoing instrument is the corporate seal of said corporation, and that said instrument was signed and sealed on behalf of said corporation by the aforesaid officer (or Attorney-in-Fact), by authority of its Board of Directors; and the aforesaid officer (or Attorney-in-Fact), acknowledged said instrument to be the free act and deed of said corporation.

My Commission Expires



Stephanie Lynn Heinberg
Notary Public

April 04, 20 29 County of McHenry, State of Illinois

MICHIGAN ONLY: This policy is exempt from the filing requirements of Section 2236 of the Insurance Code of 1956, 1956 PA 218 and MCL 500.2236.

RHODE ISLAND ONLY: Under R.I. Gen. Laws § 27-65-1, this policy is exempt from the filing and approval requirements of forms used and rates charged.



THE SILVER LINING®

Digital Seal, Signature Authority and Enforceability

The use of an electronic image of the corporate seal of West Bend Insurance Company (the "Digital Seal") and the attachment of the Digital Seal to any surety bond issued by West Bend Insurance Company is authorized. The Digital Seal may be affixed to any West Bend Insurance Company bond and relied upon to the same extent as if a raised corporate seal were physically attached to the bond. Also, as permitted by law, the electronic delivery and submission of any surety bond on behalf of West Bend Insurance Company and the execution of such surety bonds by an attorney-in-fact of the West Bend Insurance Company using a digital signature shall have the same legal effect as delivery of a tangible original with the original "wet" signature of an attorney-in-fact.

Delivery of a digital copy of this Digital Seal, Signature Authority and Enforceability notice, executed electronically, to an Obligee or Obligee's representative shall constitute effective execution and delivery of this notice and shall have the same legal effect as delivery of a tangible original of the notice with my original "wet" signature.

In witness whereof, this has been executed by the Secretary of West Bend Insurance Company.

Dated this 2nd day of April, 2024.

Christopher C. Zwygart

Christopher C. Zwygart
Secretary



West Bend Insurance Company



Village of Downers Grove

Contractor Evaluation

Contractor: Landmark Construction

Project: S-007-25 DBD Crosswalk Accessibility Upgrades,

Primary Contact: Jamie Rosenthal Phone: 847-669-5474

Time Period: July 2025 to September 2025

On Schedule (allowing for uncontrollable circumstances) Yes No

Provide details if early or late completion:

Change Orders (attach information if needed): N/A

Difficulties / Positives: Performed satisfactory work, stayed on schedule. Cleanup was consistent throughout project and pedestrian access was maintained. Contractor maintained good traffic control. Communication with foreman, and employees was excellent.

Interaction with public:

Excellent Good Average Poor

(Attach information on any complaints or compliments)

General Level of Satisfaction with work:

Well Satisfied Satisfied Not Satisfied

Reviewers: Matt Stern

Date: 3/11/26

DBD Flexible Amenity Areas

April 7, 2026



Flexible Amenity Area Locations

- Burlington Avenue near Library Entrance
- SE Corner of Burlington Av & Main St
- West side of Main St north of Curtiss St
- NE Corner of Curtiss St & Main St
- NE Corner of Maple Av & Main St





Burlington Av near Library Entrance



Burlington Av near Library Entrance



SE Corner of Burlington Av & Main St



SE Corner of Burlington Av & Main St



West side of Main St north of Curtiss St





West side of Main St north of Curtiss St





NE Corner of Curtiss St & Main St





NE Corner of Curtiss St & Main St





NE Corner of Maple Av & Main St





NE Corner of Maple Av & Main St



Flexible Amenity Area Improvements

Improvements include the following:

- Sidewalk Removal & Replacement
- Utility Improvements
- Masonry Seat Walls
- Sculpture Precast Bases (art shown in renderings not included)
- Gateway Sign
- Landscaping & Trees
- Irrigation
- Benches
- Trash & Recycling Receptacles
- Planters
- Bollards
- Electrical Improvements



Flexible Amenity Area Costs

5 Flexible Amenity Areas with no Shade Structures	2.056 mil
3 East Flexible Amenity Areas with Shade Structures	\$2.071 mil
5 Flexible Amenity Areas with Shade Structures	\$3.609 mil



DBD Flexible Amenity Areas Options

- Option 1: Award the base bid plus alternate #1, which constructs all five flexible areas with no shade structures for a total of \$2,055,727.00.
- Option 2: Award the base bid plus alternate #2, which constructs the three east flexible amenity areas with shade structures for a total of \$2,071,760.86.
- Option 3: Award the Base bid plus Alternate #1, Alternate #2 and Alternate 3, which constructs all five flexible amenity areas with shade structures for a total of \$3,608,881.40.



DBD Flexible Amenity Areas

April 7, 2026

